

1 BRIAN E. WASHINGTON (SBN 146807)
bWASHINGTON@marincounty.org
2 BRIAN C. CASE (SBN 254218)
bcase@marincounty.org
3 **OFFICE OF THE COUNTY COUNSEL OF MARIN**
3501 Civic Center Drive Suite 275
4 San Rafael, CA 94903
Tel: (415) 473-6117
5 Fax: (415) 473-3796
6 VICTOR M. SHER (SBN 96197)
vic@sheredling.com
7 MATTHEW K. EDLING (SBN 250940)
matt@sheredling.com
8 TIMOTHY R. SLOANE (SBN 292864)
tim@sheredling.com
9 MARTIN D. QUIÑONES (SBN 293318)
marty@sheredling.com
10 **SHER EDLING LLP**
425 California Street, Ste. 810
11 San Francisco, CA 94104
Tel: (628) 231-2500
12 Fax: (628) 231-2929

FILED

JUL 17 2017

JAMES M. KIM, Court Executive Officer
MARIN COUNTY SUPERIOR COURT
By: J. Chen, Deputy

13 *Attorneys for Plaintiff*
14 *The County of Marin, individually*
and on behalf of the People of the State of California

15 **SUPERIOR COURT OF THE STATE OF CALIFORNIA**
16 **IN AND FOR THE COUNTY OF MARIN**

17 THE COUNTY OF MARIN, individually and
18 on behalf of THE PEOPLE OF THE STATE
OF CALIFORNIA,

Case No. *CN* 1702586

COMPLAINT FOR:

19 Plaintiff,
20 vs.
21 CHEVRON CORP.; CHEVRON U.S.A. INC.;
22 EXXONMOBIL CORP.; BP P.L.C.; BP
AMERICA, INC.; ROYAL DUTCH SHELL
23 PLC; SHELL OIL PRODUCTS COMPANY
LLC; CITGO PETROLEUM CORP.;
24 CONOCOPHILLIPS; CONOCOPHILLIPS
COMPANY; PHILLIPS 66; PEABODY
25 ENERGY CORP.; TOTAL E&P USA INC.;
TOTAL SPECIALTIES USA INC.; ARCH
26 COAL, INC.; ENI S.p.A.; ENI OIL & GAS
INC.; RIO TINTO PLC; RIO TINTO LTD.;
27 RIO TINTO ENERGY AMERICA INC.; RIO
28 TINTO MINERALS, INC.; RIO TINTO

1. PUBLIC NUISANCE ON BEHALF OF THE PEOPLE OF THE STATE OF CALIFORNIA;
2. PUBLIC NUISANCE;
3. STRICT LIABILITY – FAILURE TO WARN;
4. STRICT LIABILITY – DESIGN DEFECT;
5. PRIVATE NUISANCE;
6. NEGLIGENCE;
7. NEGLIGENCE – FAILURE TO WARN; and
8. TRESPASS.

JURY TRIAL DEMANDED

1 SERVICES INC.; STATOIL ASA;
2 ANADARKO PETROLEUM CORP.;
3 OCCIDENTAL PETROLEUM CORP.;
4 OCCIDENTAL CHEMICAL CORP.; REPSOL
5 S.A.; REPSOL ENERGY NORTH AMERICA
6 CORP.; REPSOL TRADING USA CORP.;
7 MARATHON OIL COMPANY; MARATHON
8 OIL CORPORATION; MARATHON
9 PETROLEUM CORP.; HESS CORP.; DEVON
10 ENERGY CORP.; DEVON ENERGY
11 PRODUCTION COMPANY, L.P.; ENCANA
12 CORP.; APACHE CORP.; and DOES 1
13 through 100, inclusive,

14
15
16
17
18
19
20
21
22
23
24
25
26
27
28
Defendants.

TABLE OF CONTENTS

1

2 I. INTRODUCTION 1

3 II. PARTIES 4

4 A. Plaintiffs..... 4

5 B. Defendants 6

6 III. AGENCY 23

7 IV. JURISDICTION AND VENUE 23

8 V. FACTUAL BACKGROUND..... 24

9 A. Global Warming—Observed Effects and Known Cause..... 24

10 B. Sea Level Rise—Known Causes and Observed Effects 29

11 C. Attribution..... 33

12 D. Defendants Went to Great Lengths to Understand the Hazards Associated With and

13 Knew or Should Have Known of the Dangers Associated with the Extraction,

14 Promotion and Sale of Their Fossil Fuel Products. 35

15 E. Defendants Did Not Disclose Known Harms Associated with the Extraction,

16 Promotion and Consumption of Their Fossil Fuel Products and Instead

17 Affirmatively Acted to Obscure Those Harms and Engaged in a Concerted

18 Campaign to Evade Regulation. 48

19 F. In Contrast to their Public Statements, Defendants’ Internal Actions Demonstrate

20 their Awareness of and Intent to Profit from the Unabated Use of Fossil Fuel

21 Products..... 64

22 G. Defendants’ Actions Prevented the Development of Alternatives That Would Have

23 Eased the Transition to a Less Fossil Fuel Dependent Economy. 66

24 H. Defendants Caused Plaintiffs’ Injuries 73

25 VI. CAUSES OF ACTION..... 79

26 FIRST CAUSE OF ACTION

(Public Nuisance on Behalf of the People of the State of California) 79

27 SECOND CAUSE OF ACTION

(Public Nuisance on Behalf of Marin County) 82

28

1 **THIRD CAUSE OF ACTION**
2 (Strict Liability—Failure to Warn on behalf of Marin County) 85

3 **FOURTH CAUSE OF ACTION**
4 (Strict Liability—Design Defect on behalf of Marin County)..... 87

5 **FIFTH CAUSE OF ACTION**
6 (Private Nuisance on behalf of Marin County)..... 91

7 **SIXTH CAUSE OF ACTION**
8 (Negligence on Behalf of Marin County) 93

9 **SEVENTH CAUSE OF ACTION**
10 (Negligence - Failure to Warn on Behalf of Marin County) 96

11 **EIGHTH CAUSE OF ACTION**
12 (Trespass on Behalf of Marin County) 97

13 **VII. PRAYER FOR RELIEF** 99

14 **VIII. JURY DEMAND**..... 100

1 **I. INTRODUCTION**

2 1. Defendants, major corporate members of the fossil fuel industry, have known for
3 nearly a half century that unrestricted production and use of their fossil fuel products create
4 greenhouse gas pollution that warms the planet and changes our climate. They have known for
5 decades that those impacts could be catastrophic and that only a narrow window existed to take
6 action before the consequences would not be reversible. They have nevertheless engaged in a
7 coordinated, multi-front effort to conceal and deny their own knowledge of those threats, discredit
8 the growing body of publicly available scientific evidence, and persistently create doubt in the
9 minds of customers, consumers, regulators, the media, journalists, teachers, and the public about
10 the reality and consequences of the impacts of their fossil fuel pollution. At the same time,
11 Defendants have promoted and profited from a massive increase in the extraction and consumption
12 of oil, coal, and natural gas, which has in turn caused an enormous, foreseeable, and avoidable
13 increase in global greenhouse gas pollution and a concordant increase in the concentration of
14 greenhouse gases,¹ particularly carbon dioxide (“CO₂”) and methane, in the Earth’s atmosphere.
15 Those disruptions of the Earth’s otherwise balanced carbon cycle have substantially contributed
16 to a wide range of dire climate-related effects, including global warming, rising atmospheric and
17 ocean temperatures, ocean acidification, melting polar ice caps and glaciers, more extreme and
18 volatile weather, and sea level rise.² Plaintiffs, the People of the State of California and Marin
19 County,³ along with the County’s residents, taxpayers, and infrastructure, suffer the consequences.

20 2. Defendants are vertically integrated extractors, producers, refiners, manufacturers,
21 distributors, promoters, marketers, and sellers of fossil fuel products. Decades of scientific
22 research show that pollution from the production and use of Defendants’ fossil fuel products plays

23 _____
24 ¹ As used in this Complaint, “greenhouse gases” refers collectively to carbon dioxide, methane, and nitrous oxide.
25 Where a source refers to a specific gas or gases, or when a process relates only to a specific gas or gases, this
26 Complaint refers to them by name.

26 ² Exhibit A, attached to this Complaint, is a timeline highlighting information alleged in the paragraphs below. The
27 timeline illustrates what the fossil fuel companies knew, when they knew it, and what they failed to do to prevent the
28 environmental effects that are now imposing real costs on people and communities around the country. The
information comes from key industry documents and other sources.

³ As used in this Complaint, “Marin County” refers to all areas within the geographic boundaries of the County,
including incorporated towns and cities.

1 a direct and substantial role in the unprecedented rise in emissions of greenhouse gas pollution and
2 increased atmospheric CO₂ concentrations since the mid-20th century. This dramatic increase in
3 atmospheric carbon dioxide and other greenhouse gases is the main driver of the gravely dangerous
4 changes occurring to the global climate.

5 3. Anthropogenic (human-caused) greenhouse gas pollution, primarily in the form of
6 CO₂, is far and away the dominant cause of global warming and sea level rise.⁴ The primary source
7 of this pollution is the extraction, production and consumption of coal, oil, and natural gas, referred
8 to collectively in this Complaint as “fossil fuel products.”⁵

9 4. The rate at which Defendants have extracted and sold fossil fuel products has
10 exploded since the Second World War, as have emissions from those products. The substantial
11 majority of all greenhouse gas emissions in history has occurred since the 1950s, a period known
12 as the “Great Acceleration.”⁶ About three quarters of all industrial CO₂ emissions in history have
13 occurred since the 1960s,⁷ and more than half have occurred since the late 1980s.⁸ The annual rate
14 of carbon dioxide emissions from production, consumption and use of fossil fuels has increased
15 by more than 60% since 1990.⁹

16 5. Defendants have known for nearly 50 years that greenhouse gas pollution from their
17 fossil fuel products has a significant impact on the Earth’s climate and sea levels. Defendants’
18 awareness of the negative implications of their own behavior corresponds almost exactly with the
19 Great Acceleration, and with skyrocketing greenhouse gas emissions. With that knowledge,

21 ⁴See IPCC, 2014: Climate Change 2014: Synthesis Report. Contribution of Working Groups I, II and III to the Fifth
22 Assessment Report of the Intergovernmental Panel on Climate Change [Core Writing Team, R.K. Pachauri and L.A.
Meyer (eds.)]. IPCC, Geneva, Switzerland. Page 6, Figure SMP.3, <https://www.ipcc.ch/report/ar5/syr/>.

23 ⁵ See C. Le Quéré et al., Global Carbon Budget 2016, *Earth Syst. Sci. Data* 8, 632 (2016), [http://www.earth-syst-sci-](http://www.earth-syst-sci-data.net/8/605/2016/)
24 [data.net/8/605/2016/](http://www.earth-syst-sci-data.net/8/605/2016/). Cumulative emissions since the beginning of the industrial revolution to 2015 were 413 GtC
attributable to fossil fuels, and 190 GtC attributable to land use change. *Id.* Global CO₂ emissions from fossil fuels
and industry remained nearly constant at 9.9 GtC in 2015, distributed among coal (41 %), oil (34 %), gas (19 %),
cement (5.6 %), and gas flaring (0.7 %). *Id.* at 629.

25 ⁶ Will Steffen et al., The Trajectory of the Anthropocene: The Great Acceleration (2015),
<http://journals.sagepub.com/doi/abs/10.1177/2053019614564785>.

26 ⁷ R. J. Andres et al., A synthesis of carbon dioxide emissions from fossil-fuel combustion, *Biogeosciences*, 9, 1851
(2012), <http://www.biogeosciences.net/9/1845/2012/>.

27 ⁸ R. J. Andres et al., A synthesis of carbon dioxide emissions from fossil-fuel combustion, *Biogeosciences*, 9, 1851
(2012), <http://www.biogeosciences.net/9/1845/2012/>.

28 ⁹ C. Le Quéré et al., Global Carbon Budget 2016, *Earth Syst. Sci. Data* 8, 630 (2016), [http://www.earth-syst-sci-](http://www.earth-syst-sci-data.net/8/605/2016/)
[data.net/8/605/2016/](http://www.earth-syst-sci-data.net/8/605/2016/).

1 Defendants took steps to protect their own assets from these threats through immense internal
2 investment in research, infrastructure improvements, and plans to exploit new opportunities in a
3 warming world.

4 6. Instead of working to reduce the use and combustion of fossil fuel products, lower
5 the rate of greenhouse gas emissions, minimize the damage associated with continued high use
6 and combustion of such products, and ease the transition to a lower carbon economy, Defendants
7 concealed the dangers, sought to undermine public support for greenhouse gas regulation, and
8 engaged in massive campaigns to promote the ever-increasing use of their products at ever greater
9 volumes. Thus, each Defendant's conduct has contributed substantially to the buildup of CO₂ in
10 the environment that drives sea level rise.

11 7. Defendants are directly responsible for 227.6 gigatons of CO₂ emissions between
12 1965 and 2015, representing 20.3% of total emissions of that potent greenhouse gas during that
13 period. Accordingly, Defendants are directly responsible for a substantial portion of committed
14 sea level rise (sea level rise that will occur even in the absence of any future emissions) because
15 of the consumption of their fossil fuel products.

16 8. Extreme flooding events will more than double in frequency on California's Pacific
17 coast, including in Marin County, by 2050.¹⁰ Flooding and storms will become more frequent and
18 more severe, and average sea level will rise substantially along California's coast, and in the San
19 Francisco Bay Area including Marin County. The County, bordered on two sides by water and
20 among the most vulnerable counties to sea level rise in California, has already spent significant
21 funds to study and mitigate the effects of global warming. Sea level rise already adversely affects
22 the County and jeopardizes Marin's wastewater systems, beaches, parks, roads, civil infrastructure
23 and essential public services, and communities.

24
25
26 ¹⁰ Vitousek, et al., Doubling of coastal flooding frequency within decades due to sea-level rise, Nature Scientific
27 Reports, (May 18, 2017) <https://www.nature.com/articles/s41598-017-01362-7> ("Only 10 cm of SLR doubles the
28 flooding potential in high-latitude regions with small shape parameters, notably the North American west coast
(including the major population centers Vancouver, Seattle, San Francisco, and Los Angeles), and the European
Atlantic coast."); USGS, In Next Decades, Frequency of Coastal Flooding Will Double Globally (May 18, 2017)
<https://www.usgs.gov/news/next-decades-frequency-coastal-flooding-will-double-globally>.

1 9. Defendants’ production, promotion, marketing, and use of fossil fuel products,
2 simultaneous concealment of the known hazards of those products, and their championing of anti-
3 regulation and anti-science campaigns, actually and proximately caused Plaintiffs’ injuries.

4 10. Accordingly, the County brings claims against Defendants for Public Nuisance on
5 behalf of the People of California as well as itself, Strict Liability for Failure to Warn, Strict
6 Liability for Design Defect, Private Nuisance, Negligence, Negligent Failure to Warn, and
7 Trespass.

8 11. By this action, the County seeks to ensure that the parties responsible for sea level
9 rise bear the costs of its impacts on the County, rather than Plaintiffs, local taxpayers or residents.

10 **II. PARTIES**

11 **A. Plaintiffs**

12 12. Plaintiff, the People of the State of California (“the People”), by and through the
13 County Counsel of Marin County, brings this suit pursuant to Code of Civil Procedure section 731,
14 and Civil Code sections 3479, 3480, 3491, and 3494, to abate the nuisance caused by sea level rise
15 in the County’s jurisdiction.

16 13. Plaintiff County of Marin is a political subdivision of the State of California. It is a
17 county located in the San Francisco Bay Area, immediately North of the Golden Gate Bridge, with
18 its county seat in San Rafael.

19 a. The County forms a southward facing peninsula with the Pacific Ocean to
20 the West, the San Francisco Bay to the East, Sonoma County to the North, and the city of San
21 Francisco to the South.

22 b. Flooding associated with high tides and storm surges already impacts the
23 County’s infrastructure and disrupts the County’s citizens’ lives on a regular, recurring basis.
24 These impacts are expected to increase in frequency and severity as sea level rise accelerates. Sea
25 level has already risen significantly along both the County’s bay- and ocean-adjacent coasts. Marin
26
27
28

1 County will experience significant and dangerous of sea level rise by the year 2100¹¹ that will
2 continue and accelerate in presence of unmitigated greenhouse gas pollution.

3 c. The sea level rise impacts on the County associated with an increase in
4 average mean sea level height include, but are not limited to, increased inundation (permanent)
5 and flooding (temporary) in natural and built environments with higher tides and intensified wave
6 and storm surge events; aggravated wave impacts, including erosion, damage, and destruction of
7 built structures, as well as natural features like cliffs, beaches and dunes, with consequent
8 landslides; changes in sediment supply that could alter or destroy natural coastal habitats like
9 beaches and wetlands, which would otherwise naturally mitigate sea level rise impacts; saltwater
10 intrusion on groundwater aquifers, agricultural land, and infrastructure; and magnification of other
11 climate change impacts, due to the superimposition on sea level rise on shifts in precipitation
12 patterns that result in more rain and attendant flooding; increased frequency and severity of storms
13 that cause erosion, flooding, and temporary sea level rise increases; and others. Compounding
14 these environmental impacts are cascading social and economic impacts, which are secondary and
15 tertiary injuries that arise out of physical sea-level rise injuries to the County.

16 d. Thousands of acres within Marin County are exposed and vulnerable to
17 regular tidal flooding with sea level rise of at least ten inches.¹² In the near-term, sea level rise of
18 ten inches will inundate and/or flood an area containing nearly 2,000 parcels and almost 800
19 buildings, potentially impacting tens of thousands of residents, employees, and visitors.¹³ By 2030,
20 sea level along Marin County coasts is expected to rise significantly and dangerously.¹⁴

21
22 ¹¹ Gary Griggs et al., Rising Seas in California: An Update on Sea-Level Rise Science, California Ocean Science
23 Trust, p. 26, Table 1(b) (April 2017), <http://www.opc.ca.gov/webmaster/ftp/pdf/docs/rising-seas-in-california-an-update-on-sea-level-rise-science.pdf>.

24 ¹² See County of Marin, Marin Bay Waterfront Adaptation and Vulnerability Evaluation (BayWAVE), (June 20,
25 2017) at 25, <http://www.marincounty.org/main/baywave/vulnerability-assessment>; County of Marin, Marin Ocean
26 Coast Sea Level Rise Vulnerability Report (CSMART), (September 2015),
<http://www.marincounty.org/depts/cd/divisions/planning/csmart-sea-level-rise/csmart-publications-csmart-infospot>.

27 ¹³ See County of Marin, Marin Bay Waterfront Adaptation and Vulnerability Evaluation (BayWAVE), (June 20,
28 2017) at 25, <http://www.marincounty.org/main/baywave/vulnerability-assessment>; County of Marin, Marin Ocean
Coast Sea Level Rise Vulnerability Report (CSMART), (September 2015), at 44, table 12,
<http://www.marincounty.org/depts/cd/divisions/planning/csmart-sea-level-rise/csmart-publications-csmart-infospot>.

¹⁴ County of Marin, Marin Bay Waterfront Adaptation and Vulnerability Evaluation (BayWAVE), (June 20, 2017)
at xviii, Table 1, <http://www.marincounty.org/main/baywave/vulnerability-assessment>.

1 e. Sea level rise of five feet will expose over 16,000 acres in Marin County to
2 regular tidal flooding, impacting over 8,000 parcels, 9,000 buildings and hundreds of thousands of
3 County residents, employees and visitors.¹⁵

4 f. The County owns and operates civil infrastructure including, but not limited
5 to levees, stormwater and sewage transport systems, an airport, and roads. The County owns, leases
6 and/or controls real property within its jurisdiction. Much of the County's infrastructure and real
7 property is on or near the Pacific Ocean and San Francisco Bay coasts, and has already suffered
8 damage from rising sea levels and will suffer increasing damage in the future through rising sea
9 levels and through the exacerbation of natural climate phenomena such as coastal erosion and El
10 Niño.

11 **B. Defendants**

12 14. Defendants' are responsible for a substantial portion of the total greenhouse gases
13 emitted between 1965 and 2015. Defendants, individually and collectively, are responsible for
14 extracting, refining, processing, producing, promoting and marketing fossil fuel products, the
15 normal and intended use of which has led to the emission of a substantial percentage of the total
16 volume of greenhouse gases released into the atmosphere since 1965. Indeed, between 1965 and
17 2015, the named Defendants extracted from the earth enough fossil fuel materials (i.e. crude oil,
18 coal, and natural gas) to account for more than one in every five tons of carbon dioxide and
19 methane emitted worldwide. Accounting for their wrongful promotion and marketing activities,
20 Defendants bear a dominant responsibility for global warming generally and for Plaintiffs' injuries
21 in particular.

22 15. When reference in this complaint is made to an act or omission of the Defendants,
23 unless specifically attributed or otherwise stated, such references should be interpreted to mean
24 that the officers, directors, agents, employees, or representatives of the Defendants committed or
25 authorized such an act or omission, or failed to adequately supervise or properly control or direct

26
27 ¹⁵ County of Marin, Marin Bay Waterfront Adaptation and Vulnerability Evaluation (BayWAVE), (June 20, 2017)
28 at xxv, <http://www.marincounty.org/main/baywave/vulnerability-assessment>; County of Marin, Marin Ocean Coast
Sea Level Rise Vulnerability Report (CSMART), (September 2015), p. 44, Table 12,
<http://www.marincounty.org/depts/cd/divisions/planning/csmart-sea-level-rise/csmart-publications-csmart-infospo>.

1 their employees while engaged in the management, direction, operation or control of the affairs of
2 Defendants, and did so while acting within the scope of their employment or agency.

3 16. **Chevron Entities**

4 a. Chevron Corporation is a multi-national, vertically integrated energy and
5 chemicals company incorporated in the State of Delaware, with its global headquarters and
6 principal place of business in San Ramon, California.

7 b. Chevron U.S.A. Inc. is a Pennsylvania Corporation with its principal place
8 of business located in San Ramon, California. Chevron USA is a wholly owned subsidiary of
9 Chevron Corporation.

10 c. “Chevron” as used hereafter, means collectively, Defendants Chevron
11 Corp. and Chevron U.S.A. Inc.

12 d. Chevron operates through a web of U.S. and international subsidiaries at all
13 levels of the fossil fuel supply chain. Chevron’s and its subsidiaries’ operations consist of
14 exploring for, developing, and producing crude oil and natural gas; processing, liquefaction,
15 transportation, and regasification associated with liquefied natural gas; transporting crude oil by
16 major international oil export pipelines; transporting, storage, and marketing of natural gas;
17 refining crude oil into petroleum products; marketing of crude oil and refined products;
18 transporting crude oil and refined products by pipeline, marine vessel, motor equipment and rail
19 car; basic and applied research in multiple scientific fields including of chemistry, geology, and
20 engineering; and manufacturing and marketing of commodity petrochemicals, plastics for
21 industrial uses, and fuel and lubricant additives.

22 17. **ExxonMobil Corporation**

23 a. ExxonMobil Corporation (“Exxon”) is a multi-national, vertically
24 integrated energy and chemicals company incorporated in the State of New Jersey with its
25 headquarters and principal place of business in Irving, Texas. Exxon is among the largest publicly
26 traded international oil and gas companies in the world.

27 b. Exxon consists of numerous divisions and affiliates in all areas of the fossil
28 fuel industry, including exploration for and production of crude oil and natural gas; manufacture

1 of petroleum products; and transportation, marketing, and sale of crude oil, natural gas, and
2 petroleum products. Exxon is also a major manufacturer and marketer of commodity
3 petrochemical products.

4 c. Exxon does substantial fossil fuel product related business in California,
5 and a substantial portion of its fossil fuel products are extracted, refined, transported, traded,
6 distributed, marketed and/or sold in California. Among other operations, more than 540 Exxon-,
7 Mobil-, or Esso-branded gas stations operate throughout the state, and Exxon owns and operates a
8 petroleum storage and transport facility in the San Ardo Oil Field in San Ardo, Monterey County,
9 California. From 1966 to 2016, Exxon owned and operated an oil refinery in Torrance, Los
10 Angeles County, California. Exxon Co. USA, an ExxonMobil subsidiary, operated a petroleum
11 refinery in Benicia, Solano County, California, from 1968 to 2000.

12 18. **BP Entities**

13 a. BP P.L.C. is a multi-national, vertically integrated energy and
14 petrochemical public limited company, registered in England and Wales with its principal place of
15 business in London, England. BP P.L.C. consists of three main operating segments: (1) exploration
16 and production, (2) refining and marketing, and (3) gas power and renewables.

17 b. BP P.L.C. does substantial fossil-fuel related business in the United States,
18 by marketing through licensure; franchising its petroleum products in the U.S. under the BP,
19 ARCO and ARAL brands; and by operating oil and gas extraction and refining projects in the Gulf
20 of Mexico, Alaska, Arkansas, Colorado, New Mexico, Oklahoma, Texas, and Wyoming.

21 c. BP America, Inc., is a wholly-owned subsidiary of BP P.L.C. BP America
22 Inc. is a vertically integrated energy and petrochemical company incorporated in the State of
23 Delaware with its headquarters and principal place of business in Houston, Texas. BP America,
24 Inc., consists of numerous divisions and affiliates in all aspects of the fossil fuel industry, including
25 exploration for and production of crude oil and natural gas; manufacture of petroleum products;
26 and transportation, marketing, and sale of crude oil, natural gas, and petroleum products. BP is
27 also a major manufacturer and marketer of commodity petrochemical products. BP America Inc.

28

1 is registered to do business in the State of California and has a registered agent for service of
2 process with the California Secretary of State.

3 d. Defendants BP P.L.C. and BP America, Inc. are collectively referred to
4 herein as “BP.”

5 e. BP does substantial fossil fuel product-related business in California, and a
6 substantial portion of its fossil fuel products are extracted, refined, transported, traded, distributed,
7 marketed, and/or sold in California. Among other operations, BP operates 275 ARCO-licensed
8 and branded gas stations in California and more than 70 compressed natural gas and liquefied
9 natural gas fueling stations, provides natural gas used to power more than 6.9 million California
10 households, and distributes and markets petroleum-based lubricants marketed under the “Castrol”
11 brand name throughout the state. From 2000 to 2013, BP also owned and operated an oil refinery
12 in Carson, Los Angeles County, California. BP’s marketing and trading business maintains an
13 office in Irvine, Orange County, California. BP maintains an energy research center in San Diego,
14 San Diego County, California.

15 19. **Shell Entities**

16 a. Royal Dutch Shell PLC is a vertically integrated, multinational energy and
17 petrochemical company. Royal Dutch Shell is incorporated in England and Wales, with its
18 headquarters and principle place of business in the Hague, Netherlands. Royal Dutch Shell PLC
19 consists of numerous divisions, subsidiaries and affiliates engaged in all aspects of the fossil fuel
20 industry, including exploration, development, extraction, manufacturing and energy production,
21 transport, trading, marketing and sales.

22 b. Shell Oil Products Company LLC is a wholly-owned subsidiary of Royal
23 Dutch Shell PLC. Shell Oil Products Company LLC is incorporated in the State of Delaware and
24 maintains its principal place of business in Houston, Texas. Shell Oil Products Company LLC is
25 registered to do business in the State of California and has a registered agent for service of process
26 in California. Shell Oil Products Company LLC is an energy and petrochemical company involved
27 in refining, transportation, distribution and marketing of Shell fossil fuel products.

1 c. Defendants Royal Dutch Shell PLC and Shell Oil Products Company LLC
2 are collectively referred to as “Shell.”

3 d. Shell does substantial fossil fuel product-related business in California, and
4 a substantial portion of its fossil fuel products are extracted, refined, transported, traded,
5 distributed, marketed and/or sold in California. Among other endeavors, Shell operates a
6 petroleum refinery in Martinez, Contra Costa County, California; operates a distribution center in
7 Carson, California; and produces heavy oil and natural gas within the state. Shell also owned and
8 operated a refinery in Wilmington (Los Angeles), Los Angeles County, California from 1998 to
9 2007, and a refinery in Bakersfield, Kern County, California from 2001 to 2005. Shell also operates
10 hundreds of Shell-branded gas stations in California.

11 20. **Citgo Petroleum Corporation (“Citgo”)**

12 a. Citgo is a direct, wholly owned subsidiary of PDV America, Incorporated,
13 which is a wholly owned subsidiary of PDV Holding, Incorporated. These organizations’ ultimate
14 parent is Petroleos de Venezuela, S.A. (“PDVSA”), an entity wholly owned by the Republic of
15 Venezuela that plans, coordinates, supervises and controls activities carried out by its subsidiaries.
16 Citgo is incorporated in the State of Delaware and maintains its headquarters in Houston, Texas.

17 b. Citgo and its subsidiaries are engaged in the refining, marketing, and
18 transportation of petroleum products including gasoline, diesel fuel, jet fuel, petrochemicals,
19 lubricants, asphalt, and refined waxes.

20 c. Citgo is registered to do business in the State of California and has
21 designated an agent for service of process in California. Citgo further does substantial fossil fuel
22 product-related business in California, and a substantial portion of its fossil fuel products are
23 extracted, refined, transported, traded, distributed, marketed, and/or sold in California. For
24 instance, Citgo sells significant volumes of fossil-fuel derived consumer motor oils and automobile
25 lubricants through retail and wholesale distributors. Citgo further sells a wide variety of greases
26 and oils for use in construction, mining, agricultural, and metalworking machinery and vehicles,
27 and in many other industrial and commercial settings, through licensed distributors in California.

1 21. **ConocoPhillips Entities**

2 a. ConocoPhillips is a multinational energy company incorporated in the State
3 of Delaware and with its principal place of business in Houston, Texas. ConocoPhillips consists
4 of numerous divisions, subsidiaries, and affiliates engaged in all aspects of the fossil fuel industry,
5 including exploration, extraction, production, manufacture, transport, and marketing.

6 b. ConocoPhillips Company is 100% owned by ConocoPhillips.
7 ConocoPhillips Company is registered to do business in California and has a registered agent for
8 service of process in California.

9 c. Phillips 66 is a multinational energy and petrochemical company
10 incorporated in Delaware and with its principal place of business in Houston, Texas. It
11 encompasses downstream fossil fuel processing, refining, transport, and marketing segments that
12 were formerly owned and/or controlled by ConocoPhillips. Phillips 66 is registered to do business
13 in the State of California and has a registered agent for service of process in California.

14 d. Defendants ConocoPhillips, ConocoPhillips Company, and Phillips 66 are
15 collectively referred to herein as “ConocoPhillips.”

16 e. ConocoPhillips does substantial fossil fuel product-related business in
17 California, and a substantial portion of its fossil fuel products are extracted, refined, transported,
18 traded, distributed, marketed, and/or sold in California. For instance, ConocoPhillips owns and
19 operates oil and natural gas terminals in California, owns and operates refineries in Arroyo Grande
20 (San Luis Obispo County), Colton (San Bernardino County), and Wilmington (Los Angeles
21 County), California, and distributes its products throughout California. Phillips 66 also owns and
22 operates oil refineries in Rodeo (Contra Costa County), Santa Maria (Santa Barbara County), and
23 Wilmington (Los Angeles County), California, each of which was owned and operated by
24 ConocoPhillips and its predecessors in interest from 1997 to 2012.

25 22. **Peabody Energy Corporation**

26 a. Peabody Energy Corporation (“Peabody”) is a multi-national energy
27 company incorporated in the State of Delaware and with its principal place of business in St. Louis,
28 Missouri. Through a diverse web of affiliates and subsidiaries, Peabody is the world’s largest coal

1 extractor by volume.

2 b. Peabody does and has done substantial fossil fuel product-related business
3 in California, including exporting substantial volumes of coal through coal shipping terminals in
4 California, particularly from the ports of Long Beach (Los Angeles County), Stockton (San
5 Joaquin County), Richmond (Contra Costa County), and San Francisco. Peabody exported coal
6 mined from its western state mining operations through the Los Angeles Export Terminal while
7 that terminal was in operation from 1997 through 2003, and continues to export coal out of
8 California ports.

9 23. **Total Entities**

10 a. Total E&P USA Inc. is a wholly owned subsidiary of Total S.A.—a French
11 energy conglomerate—engaged in the North American segment of Total SA’s fossil fuel products-
12 related business. Total E&P USA Inc. and its subsidiaries are involved in the exploration for,
13 extraction, transportation, research, and marketing of Total S.A.’s fossil fuel products. Total E&P
14 USA Inc. is registered to do business in the State of California and has designated an agent for
15 service of process in California.

16 b. Total Specialties USA Inc., is a wholly owned subsidiary of Total SA,
17 involved in the marketing and distribution of Total S.A.’s fossil fuel products. Total Specialties
18 USA Inc. is incorporated in the State of Delaware and headquartered in Houston, Texas. Total
19 Specialties USA Inc. is registered to do business in the State of California and has designated an
20 agent for service of process in California. Total Specialties USA Inc. does substantial fossil fuel
21 product-related business in California, and a substantial portion of its fossil fuel products are
22 extracted, refined, transported, traded, distributed, marketed, and/or sold in California. For
23 instance, Total Specialties USA Inc. maintains regular distributorship relationships with several
24 California distributors of Total fossil fuel products, including engine oils, lubricants, greases, and
25 industrial petroleum products.

26 24. **Arch Coal, Inc.**

27 a. Arch Coal, Inc. (“Arch Coal”) is a publicly traded company incorporated in
28 Delaware with its principal place of business in St. Louis, Missouri. It is the second largest coal

1 producer in the United States, selling 128 million tons of coal in 2015, almost all of which it
2 extracted from mines owned by the company and its wholly-owned subsidiary. Arch Coal explores
3 for, extracts, produces, markets and distributes its fossil fuel products.

4 b. Arch Coal's conducts substantial fossil fuel product-related business in
5 California, including its ownership and long-term leasing of coal land in California. Arch Coal
6 furthermore has historically exported substantial volumes of coal mined from its western state
7 mines through California ports including Long Beach (Los Angeles County), Stockton (San
8 Joaquin County), Richmond (Contra Costa County), and San Francisco.

9 c. Arch Coal also owns a 99% stake in Arch Western Resources, LLC, which
10 was created in a 1998 transaction under which Arch Coal absorbed all of Atlantic Ritchfield
11 Company's domestic coal operations. Included in that transaction, Arch Western Resources
12 acquired a 9% ownership stake in the Los Angeles Export Terminal, a coal export terminal
13 operation in the Port of Los Angeles from 1997 through 2003. Arch Coal and Arch Western
14 Resources both exported substantial volumes of coal, originating from their western state mining
15 operations, including mines in Colorado and Utah, through the Export Terminal until its closure.

16 25. **Eni Entities**

17 a. Eni S.p.A. ("Eni") is a vertically integrated, multinational energy company
18 focusing on petroleum and natural gas. Eni is incorporated in the Republic of Italy, with its
19 principal place of business in Rome, Italy. With its consolidated subsidiaries, Eni engages in the
20 exploration, development and production of hydrocarbons; in the supply and marketing of gas,
21 liquid natural gas, and power; in the refining and marketing of petroleum products; in the
22 production and marketing of basic petrochemicals, plastics and elastomers; in commodity trading;
23 and in electricity marketing and generation.

24 b. Eni Oil & Gas Inc. is incorporated in Texas, with its principal place of
25 business in Houston, Texas. Eni Oil & Gas Inc., is a wholly owned subsidiary of Eni America Ltd.,
26 a Delaware corporation doing business in the United States. Eni America, Ltd. Is a wholly owned
27 subsidiary of Eni UHL Ltd., a British corporation with its registered office in London, United
28 Kingdom. Eni UHL Ltd. is a wholly owned subsidiary of Eni ULT, Ltd., a British corporation with

1 its registered office on London, United Kingdom. Eni ULT, Ltd. is a wholly owned subsidiary of
2 Eni Lasmo Plc, a British corporation with its registered office on London, United Kingdom. Eni
3 Investments Plc, a British corporation with its registered office in London, United Kingdom, holds
4 a 99.9%9 ownership interest in Eni Lasmo Plc (the other 0.01% ownership interest is held by
5 another Eni entity, Eni UK Ltd, a British corporation with its registered office in London, United
6 Kingdom). Eni S.p.A owns a 99.99% interest in Eni Investments Plc. Eni UK Ltd. holds the
7 remainder interest in Eni Investments Plc. Collectively, these entities are referred to as “Eni.”

8 c. Eni Oil & Gas Inc. is a successor-in-interest to Golden Eagle Refining
9 Company, Inc. (“Golden Eagle”). At times relevant to this complaint, Golden Eagle did substantial
10 fossil fuel-related business in California. Specifically, Golden Eagle owned and/or operated oil
11 refineries in Carson (Los Angeles County) and Martinez (Contra Costa County), California, and
12 owned and/or operated oil pipelines in or near Long Beach (Los Angeles County), California.

13 26. **Rio Tinto Group**

14 a. Rio Tinto PLC is incorporated in England and Wales, with its principal
15 place of business in London, England. Rio Tinto Limited is incorporated in the Commonwealth of
16 Australia with its principle place of business in Melbourne, Australia. Collectively, these Rio Tinto
17 PLC and Rio Tinto Limited, along with their affiliates, divisions and subsidiaries, including those
18 described below, are referred to as “Rio Tinto.”

19 b. Rio Tinto is a dual-listed, multinational, vertically integrated metals and
20 mining corporation. Through its vast network of affiliates and subsidiaries, Riot Tinto extracts an
21 array of metals and other commodities. Pertinent here, Rio Tinto explores for, extracts, produces,
22 transports and markets coal.

23 c. Rio Tinto Energy America Inc. is a wholly owned subsidiary of Rio Tinto,
24 incorporated in the State of Delaware, with its principal place of business in Gillette, Wyoming.
25 Previously known as Kennecott Energy, Rio Tinto Energy America Inc. operates coal mines in
26 Wyoming and Montana.

27 d. Rio Tinto does substantial fossil fuel product-related business in California.
28 In 2007, for example, Hydrogen Energy California, a joint venture of BP and Rio Tinto, invested

1 \$2.3 billion in a project to construct an experimental petroleum coke fired power plant in Kern
2 County, California.

3 e. In addition, Rio Tinto's subsidiary Rio Tinto Minerals, Inc., operates the
4 largest open pit mine in California, where it extracts approximately 30% of the world's refined
5 boron. Rio Tinto Minerals, Inc., has also registered substantial legislative and regulatory lobbying
6 activities in California related to Rio Tinto's fossil fuel products business since at least 2005,
7 including lobbying directed at legislation and regulation regarding greenhouse gas pollution
8 policy, air quality standards, and energy efficiency standards, as well as California's so-called
9 "cap-and-trade" carbon emissions program, such that the exercise of jurisdiction comports with
10 traditional notions of fair play and substantial justice.

11 f. Rio Tinto Services Inc. is a Rio Tinto subsidiary incorporated in Delaware
12 and with its principal place of business in South Jordan, Utah. Rio Tinto Services, Inc. is registered
13 to do business in California and has designated an agent for service of process in California.

14 27. **Statoil ASA**

15 a. Statoil ASA ("Statoil") is an international, vertically integrated energy
16 company incorporated in the Kingdom of Norway and headquartered in Stavanger, Norway. The
17 Norwegian State is the majority shareholder in Statoil. Statoil's operations consist of multiple
18 segments, including exploration, production, extraction, marketing, processing, and technology
19 support of its fossil fuel products, which include both petroleum and natural gas products.

20 b. Statoil has substantial contacts with California arising out of the production,
21 marketing, and promotion of its fossil fuel products. For instance, Statoil partnered with the
22 University of California, Berkeley (Alameda County), to review management of the company's
23 complex development projects; Statoil partnered on a methanol fueling station in Sacramento
24 (Sacramento County); Statoil was involved in a business project with a California company called
25 Quantum Technologies; and partnered with the University of California, San Diego's (San Diego
26 County) Scripps Institute of Oceanography.

1 28. **Anadarko Petroleum Corp.**

2 a. Anadarko Petroleum Corporation (“Anadarko”) is incorporated in the State
3 of Delaware and maintains its principal place of business in The Woodlands, Texas. Anadarko is
4 a multinational, vertically integrated energy company comprised of multiple upstream and
5 downstream segments. These include exploration, production, gathering, processing, treating,
6 transporting, marketing, and selling fossil fuel products derived primarily from petroleum and
7 natural gas. In the United States, Anadarko entities operate fossil fuel product exploration and
8 production concerns in Texas, the Gulf of Mexico, Alaska, the Powder River Basin, Utah,
9 Colorado, and the Marcellus Shale Formation. Anadarko operates fossil fuel product production
10 and exploration activities internationally in Algeria, Ghana, Mozambique, and Columbia, among
11 others. Anadarko Petroleum Corporation is registered to do business in California and has
12 designated an agent for service of process in California.

13 b. Anadarko Petroleum Corporation is a successor-in-interest to HS Resources
14 Inc. (“HS”). HS was an energy company headquartered in San Francisco, San Francisco County,
15 California. It owned natural gas reserves in Colorado, North Dakota, South Dakota, Montana, and
16 along the coasts of Texas and Louisiana, which it extracted and imported to California. HS was
17 acquired by Kerr-McGee Corporation in 2001. Kerr-McGee was an energy exploration and
18 production company owning oil and natural gas rights in the Gulf of Mexico, Colorado, and Utah,
19 with its corporate headquarters in Oklahoma. Anadarko Petroleum Corporation acquired Kerr-
20 McGee Corporation in 2006.

21 29. **Occidental Entities**

22 a. Occidental Petroleum Corporation is a multinational, vertically integrated
23 energy and chemical company incorporated in the State of Delaware and with its principal place
24 of business in Houston, Texas. Occidental’s operations consist of three segments: Occidental’s
25 operations consist of three segments: (1) the exploration for, extraction of, and production of oil
26 and natural gas products; (2) the manufacture and marketing of chemicals and vinyls; and (3)
27 processing, transport, storage, purchase, and marketing of oil, natural gas, and power. Occidental
28

1 Petroleum Corporation is registered to do business in the State of California and has designated an
2 agent for service of process in the State of California.

3 b. Occidental Chemical Corporation, a manufacturer and marketer of
4 petrochemicals, such as polyvinyl chloride resins, is a wholly owned subsidiary of Occidental
5 Petroleum Corporation. Occidental Chemical Corporation is registered to do business in the State
6 of California and has designated an agent for service of process in the State of California.

7 c. Defendants Occidental Petroleum Corporation and Occidental Chemical
8 Corporation are collectively referred to as “Occidental.”

9 d. Occidental does substantial fossil fuel product-related business in the State
10 of California, and a substantial portion of its fossil fuel products are extracted, refined, transported,
11 traded, distributed, marketed and/or sold in California. For instance, Occidental extracted and
12 transported its fossil fuel products from approximately 30,900 drilling locations within the San
13 Joaquin, Los Angeles, Ventura, and Sacramento Basins in California.

14 e. In addition, Occidental conducts has conducted substantial activities in the
15 state, including marketing and promotion; efforts to avoid or minimize regulation of greenhouse
16 gas pollution in and from California; and efforts to influence statutory and regulatory debate
17 regarding fossil fuel consumption, electric power distribution, and greenhouse gas pollution
18 policies such that the exercise of jurisdiction comports with traditional notions of fair play and
19 substantial justice. Since 1999, Occidental Petroleum Corp. and its subsidiaries have reported more
20 than \$4.6 million in lobbying expenditures directed at numerous statutory and regulatory proposals
21 before the California legislature and executive agencies, including the California Energy
22 Commission, California Air Resources Board, and California Public Utilities Commission, related
23 to its fossil fuel products business.

24 30. **Repsol S.A.**

25 a. Repsol S.A. (“Repsol”) is a vertically integrated, multinational global
26 energy company, incorporated in the Kingdom of Spain, with its principal place of business in
27 Madrid, Spain. Repsol is involved in multiple aspects of the fossil fuel industry, including
28 exploration, production, marketing, and trading. Repsol engages in significant fossil fuel

1 exploration and production activities in the United States, including in the Gulf of Mexico, the
2 Marcellus Shale in Pennsylvania, the Eagle Ford Shale in South Texas, the Mississippi Lime in
3 Oklahoma and Kansas, the North Slope in Alaska, and the Trenton-Black River in New York

4 b. Repsol does substantial fossil fuel product-related business in the State of
5 California, and a substantial portion of its fossil fuel products are extracted, refined, transported,
6 traded, distributed, marketed and/or sold in California. For instance, Repsol subsidiary Repsol
7 Energy North America Corporation, incorporated in the State of Texas and with its principal place
8 of business in The Woodlands, Texas, is listed as a natural gas procurement, storage,
9 transportation, scheduling, and risk management provider by Pacific Gas and Electric, a California
10 utility. Repsol Energy North America Corporation is registered to do business in California and
11 has designated an agent for service of process in California. Repsol subsidiary Repsol Trading
12 USA Corporation, incorporated in the State of Texas and with its principal place of business in
13 The Woodlands, Texas, is also registered do business in California and has designated an agent
14 for service of process in California. Additionally, Repsol represents on its website that it is
15 engaging in strategic opportunities involving its fossil fuel products in California, which may
16 consist of crude oil, gasoline, diesel, and/or jet fuel.

17 31. **Marathon Entities**

18 a. Marathon Oil Company is an energy company incorporated in the State of
19 Ohio and with its principal place of business in Houston, Texas. Marathon Oil Company is
20 registered to do business in California and has designated an agent for service of process in
21 California. Marathon Oil Company is a corporate ancestor of Marathon Oil Corporation and
22 Marathon Petroleum Company.

23 b. Marathon Oil Company is a successor-in-interest to Husky Oil Ltd.
24 (“Husky”), which it acquired in 1984. During times relevant to this Complaint, Husky operated oil
25 production facilities near Santa Maria (Santa Barbara County), California, where it produced
26 nearly 1,100 barrels per day. During the period relevant to this litigation, Husky did substantial
27 fossil fuel product-related business in California.

28 c. Marathon Oil Corporation is a multinational energy company incorporated

1 in the State of Delaware and with its principal place of business in Houston, Texas. Marathon Oil
2 Corporation consists of multiple subsidiaries and affiliates involved in the exploration for,
3 extraction, production, and marketing of fossil fuel products.

4 d. Marathon Petroleum Corporation is a multinational energy company
5 incorporated in Delaware and with its principal place of business in Findlay, Ohio. Marathon
6 Petroleum Corporation was spun off from the operations of Marathon Oil Corporation in 2011. It
7 consists of multiple subsidiaries and affiliates involved in fossil fuel product refining, marketing,
8 retail, and transport, including both petroleum and natural gas products.

9 e. Defendants Marathon Oil Company, Marathon Oil Corporation, and
10 Marathon Petroleum Corporation are collectively referred to as “Marathon.”

11 32. **Hess Corporation**

12 a. Hess Corp. is a global, vertically integrated petroleum exploration and
13 extraction company incorporated in the State of Delaware with its headquarters and principal place
14 of business in New York, New York.

15 b. Hess is engaged in the exploration, development, production,
16 transportation, purchase, marketing and sale of crude oil and natural gas. Its oil and gas production
17 operations are located primarily in the United States, Denmark, Equatorial Guinea, Malaysia,
18 Thailand, and Norway. Prior to 2014, Hess also conducted extensive retail operations in its own
19 name and through subsidiaries. Hess owned and operated more than 1,000 gas stations throughout
20 the United States, including in California during times relevant to this complaint. Prior to 2013,
21 Hess also operated oil refineries in the continental United States and U.S. Virgin Islands.

22 33. **Devon Energy Entities**

23 a. Devon Energy Corp. is an independent energy company engaged in the
24 exploration, development, and production of oil, and natural gas. It is incorporated in the State of
25 Delaware and maintains its principal place of business in Oklahoma City, Oklahoma. Devon is
26 engaged in multiple aspects of the fossil fuel industry, including exploration, development,
27 production, and marketing of its fossil fuel products.

28 b. Devon Energy Production Company, L.P. is a Devon subsidiary registered

1 to do business in the State of California and with a designated agent for service of process in
2 California. Devon Energy does substantial fossil fuel product-related business in California.

3 c. Devon Energy Corp. is a successor-in-interest to the Pauley Petroleum
4 Company (“Pauley”). At times relevant to this complaint, Pauley did substantial fossil-fuel related
5 business in California. Specifically, this included owning and operating a petroleum refinery in
6 Newhall (Los Angeles County), California from 1959 to 1989, and a refinery in Wilmington (Los
7 Angeles, Los Angeles County), California from 1988 to 1992. Pauley merged with Hondo Oil and
8 Gas Co. (“Hondo”) in 1987. Subsequently, Devon Energy Corp. acquired Hondo in 1992.

9 d. Defendants Devon Energy Production Company, L.P. and Devon Energy
10 Corp. are collectively referred to as “Devon.”

11 34. **Encana Corporation**

12 a. Encana Corp. is a Canadian corporation with its principal place of business
13 in Calgary, Alberta, Canada. Encana is an extractor and marketer of oil and natural gas and has
14 facilities including gas plants and gas wells in Colorado, Texas, Wyoming, Louisiana, and
15 New Mexico. By approximately 2005, Encana was the largest independent owner and operator of
16 natural gas storage facilities in North America.

17 b. Encana has done and continues to do substantial fossil fuel product-related
18 business in California. Between 1997 and 2006, Encana owned and operated the Wild Goose
19 Storage underground natural gas storage facility in Butte County, California. In 2003, Encana
20 began transporting natural gas through a 25-mile pipeline from the Wild Goose Station to a Pacific
21 Gas & Electric Co. (“PG&E”) compressor station in Colusa County, where gas entered the main
22 PG&E pipeline. Encana invested in a 100 billion cubic foot expansion of the facility in 2004,
23 bringing gas storage capacity at Wild Goose to 24 billion cubic feet.

24 35. **Apache Corporation**

25 a. Apache Corp. is a publicly traded Delaware corporation with its principal
26 place of business in Houston, Texas. Apache is an oil and gas exploration and production company,
27 with crude oil and natural gas exploration and extraction operations in the United States, Canada,
28 Egypt, and in the North Sea.

1 b. During the time at issue, Apache extracted natural gas from wells developed
2 on approximately seven million acres of land held in the Canadian provinces of British Columbia,
3 Alberta, and Saskatchewan, and Apache did substantial fossil fuel product-related business in
4 California. Apache transported a substantial volume of the natural gas extracted from its Canadian
5 holdings to California, where it sold that gas to electric utilities, end-users, other fossil fuel
6 companies, supply aggregators, and other fossil fuel marketers. Apache directed sales of its natural
7 gas to California in addition to markets in Washington state, Chicago, and western Canada, to
8 intentionally retain a diverse customer base and maximize profits from the differential price rates
9 and demand levels in those respective markets.

10 36. **Doe Defendants**

11 a. The true names and capacities, whether individual, corporate, associate, or
12 otherwise of Defendants Does 1 through 100, inclusive, are unknown to Plaintiffs, who therefore
13 sue said Defendants by such fictitious names pursuant to California Code of Civil Procedure
14 Section 474. Plaintiffs are informed and believe, and on that basis allege, that each of the
15 fictitiously named Defendants is responsible in some manner for the acts and occurrences herein
16 alleged, and that Plaintiffs' damages were caused by such Defendants.

17 37. **Relevant Non-Parties: Fossil Fuel Industry Associations**

18 38. As set forth in greater detail below, each Defendant had actual knowledge that its
19 fossil fuel products were hazardous. Defendants obtained knowledge of the hazards of their
20 products independently and through their membership and involvement in trade associations.

21 39. Each Defendant's fossil fuel promotion and marketing efforts were assisted by the
22 trade associations described below. Acting on behalf of the Defendants, the industry associations
23 engaged in a long-term course of conduct to misrepresent, omit, and conceal the dangers of
24 Defendants' fossil fuel products.

25 a. **The American Petroleum Institute (API)**: API is a national trade
26 association representing the oil and gas industry, formed in 1919. The following Defendants and/or
27 their predecessors in interest are and/or have been API members at times relevant to this litigation:
28 Chevron, ExxonMobil, Shell, ConocoPhillips, Statoil, Anadarko, Occidental, Repsol, Marathon,

1 EnCana, and Apache.¹⁶

2 b. **The American Coalition for Clean Coal Electricity (ACCCE)**: ACCCE
3 is a national coal industry trade association. Arch Coal and Peabody were part of the ACCCE at
4 times relevant to this complaint.¹⁷

5 c. **The National Mining Association (NMA)**: NMA is a national trade
6 organization that advocates for mining interests, including coal mining. Arch Coal, Inc., Peabody
7 Energy, and Rio Tinto/Kennecott Utah Copper are all members.¹⁸

8 d. **The Western States Petroleum Association (WSPA)**: WSPA is a trade
9 association representing oil producers in Arizona, California, Nevada, Oregon and Washington.¹⁹
10 Its members include, and at times relevant to this Complaint, have included, BP, Chevron, Shell,
11 Occidental, and ExxonMobil.²⁰

12 e. **The American Fuel and Petrochemical Manufacturers (AFPM)** is a
13 national association of petroleum and petrochemical companies. At relevant times, its members
14 included, but were not limited to, BP Petrochemicals, BP Products North America, Chevron
15 U.S.A. Inc., CITGO Petroleum Corporation, Exxon Mobil Corporation, Occidental Chemical
16 Corporation, Phillips 66, Shell Chemical Company, and Total Petrochemicals & Refining USA,
17 Inc.²¹

18 f. **The Information Council for the Environment (ICE)**: ICE was formed
19 by coal companies and their allies, including Western Fuels Association and the National Coal
20 Association. Associated companies included Peabody, Pittsburg and Midway Coal Mining
21 (Chevron),²² and Island Creek Coal Company (Occidental).

22 g. **The Global Climate Coalition (GCC)**: GCC was an industry group formed
23 to oppose greenhouse gas emission reduction policies and the Kyoto Protocol. It was founded in
24

25 ¹⁶ American Petroleum Institute (API), Members, <http://www.api.org/membership/members> (as of June 1, 2017).

26 ¹⁷ Energy and Policy Institute, ACCCE Members, <https://www.documentcloud.org/documents/2199289-accce-members.html> (as of June 1, 2017).

27 ¹⁸ National Mining Association (NMA), Members, <http://nma.org/about-nma/member-list> (As of June 1, 2017).

28 ¹⁹ WSPA, What is WSPA, <https://www.wspa.org/what-is-wspa> (as of June 1, 2017).

²⁰ WSPA, Member List, <https://www.wspa.org/member-list> (as of June 1, 2017).

²¹ AFPM, Membership Directory, <https://www.afpm.org/membership-directory/> (As of June 30, 2017).

²² Hereinafter, parenthetical references to Defendants indicate corporate ancestry and/or affiliation.

1 1989 shortly after the first Intergovernmental Panel on Climate Change meeting was held, and
2 disbanded in 2001. Founding members included the National Association of Manufacturers, the
3 National Coal Association, the Edison Electric Institute, and the United States Chamber of
4 Commerce. The GCC's early individual corporate members included Amoco (BP), API, Chevron,
5 Exxon, Ford, Shell Oil, Texaco (Chevron) and Phillips Petroleum (ConocoPhillips). Over its
6 existence other members and funders included ARCO (BP), BHP, the National Mining
7 Association, and the Western Fuels Association. The coalition also operated for several years out
8 of the National Association of Manufacturers' offices.

9 **III. AGENCY**

10 40. At all times herein mentioned, each of the Defendants was the agent, servant,
11 partner, aider and abettor, co-conspirator, and/or joint venturer of each of the remaining
12 Defendants herein and was at all times operating and acting within the purpose and scope of said
13 agency, service, employment, partnership, conspiracy, and joint venture and rendered substantial
14 assistance and encouragement to the other Defendants, knowing that their conduct was wrongful
15 and/or constituted a breach of duty.

16 **IV. JURISDICTION AND VENUE**

17 41. This court's personal jurisdiction over Defendants named herein is proper because
18 each Defendant maintains substantial contacts with California by and through their fossil fuel
19 business operations in this state, as described above, and because Plaintiffs' injuries described
20 herein arose out of and relate to those operations and occurred in California.

21 42. The Superior Court of California for Marin County is a court of general jurisdiction
22 and therefore has subject matter jurisdiction over this action.

23 43. Venue is proper in Marin County pursuant to Code of Civil Procedure sections 395
24 and 395.5, the injuries giving rise to the County's claims occurred in Marin County.

25 \\\

26

27

28

1 **V. FACTUAL BACKGROUND**

2 **A. Global Warming—Observed Effects and Known Cause**

3 44. The Earth is warming at a rate unprecedented in human history.

4 45. Atmospheric and ocean temperatures have both increased substantially since the
5 beginning of the global industrial revolution, and the rate of warming has also dramatically
6 increased since the end of World War II.

7 46. In the geological short term, ocean and land surface temperatures have increased at
8 a rapid pace during the late 20th and early 21st centuries:

9 a. 2016 was the hottest year on record by globally averaged surface
10 temperatures, exceeding mid-20th century mean ocean and land surface
11 temperatures by approximately 1.69–1.78° F.²³ Eight of the twelve months
12 in 2016 were hotter by globally averaged surface temperatures than those
13 respective months in any previous year. October, November, and December
14 2016 showed the second hottest average surface temperatures for those
15 months, second only to temperatures recorded in 2015.²⁴

16 b. The Earth’s hottest month ever recorded was February 2016, followed
17 immediately by the second hottest month on record, March 2016.²⁵

18 c. The second hottest year on record by globally averaged surface
19 temperatures was 2015, and the third hottest was 2014.²⁶

20 d. The ten hottest years on record by globally averaged surface temperature
21 have all occurred since 1998, and sixteen of the seventeen hottest years have
22
23

24 ²³ NOAA, Global Summary Information – December 2016, [https://www.ncdc.noaa.gov/sotc/summary-](https://www.ncdc.noaa.gov/sotc/summary-info/global/201612)
25 [info/global/201612](https://www.nasa.gov/press-release/nasa-noaa-data-show-2016-warmest-year-on-record-globally); NASA, NASA, NOAA Data Show 2016 Warmest Year on Record Globally (January 18, 2017),
<https://www.nasa.gov/press-release/nasa-noaa-data-show-2016-warmest-year-on-record-globally>.

26 ²⁴ NASA, NASA, NOAA Data Show 2016 Warmest Year on Record Globally (January 18, 2017),
<https://www.nasa.gov/press-release/nasa-noaa-data-show-2016-warmest-year-on-record-globally>.

27 ²⁵ Jugal K. Patel, How 2016 Became Earth’s Hottest Year on Record, N.Y. Times (January 18, 2017),
<https://www.nytimes.com/interactive/2017/01/18/science/earth/2016-hottest-year-on-record.html>.

28 ²⁶ NASA, NASA, NOAA Data Show 2016 Warmest Year on Record Globally (January 18, 2017),
<https://www.nasa.gov/press-release/nasa-noaa-data-show-2016-warmest-year-on-record-globally>.

1
2
3
4
5
6
7
8
9
10
11
12
13
14
15
16
17
18
19
20
21
22
23
24
25
26
27
28

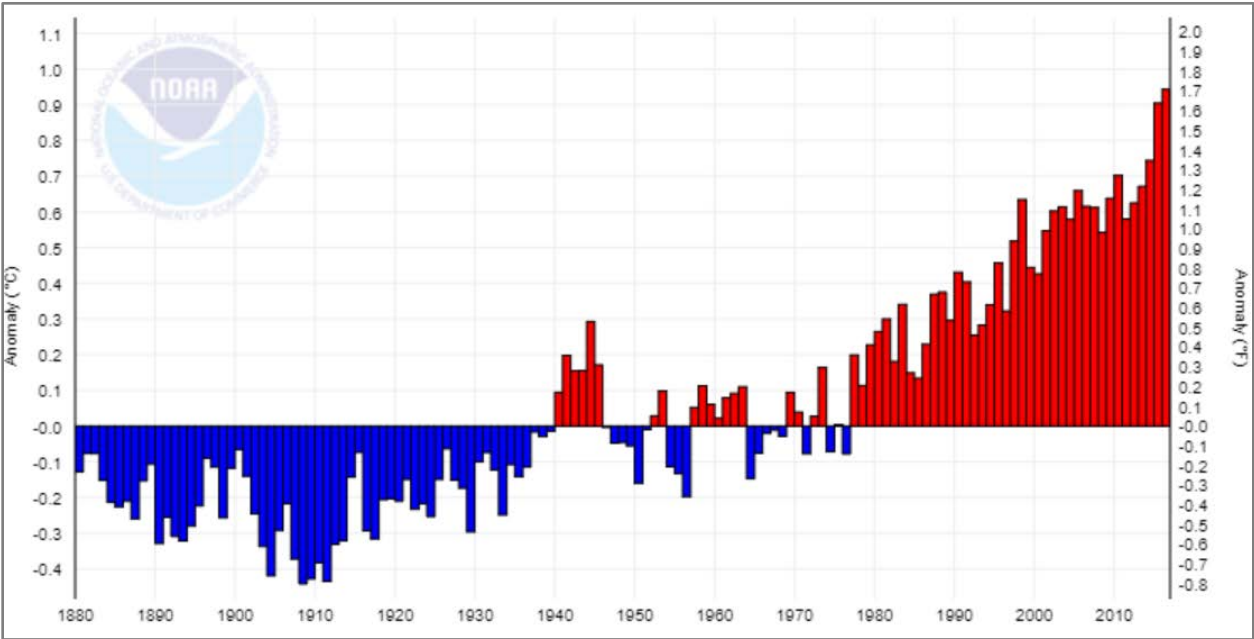
occurred since 2001.²⁷

e. Each of the past three decades has been warmer by average surface temperature than any preceding decade on record.²⁸

f. The period between 1983 and 2012 was likely the warmest 30-year period in the Northern Hemisphere since approximately 700 AD.²⁹

47. The average global surface and ocean temperature in 2016 was approximately 1.7° F warmer than the 20th century baseline, which is the greatest positive anomaly observed since at least 1880.³⁰ The increase in hotter temperatures and more frequent positive anomalies during the Great Acceleration is occurring both globally and locally, including in Marin County. The graph below shows the increase in global land and ocean temperature anomalies since 1880, as measured against the 1910–2000 global average temperature.³¹

Global Land and Ocean Temperature Anomalies, January - December



48. The mechanism by which human activity causes global warming and climate

²⁷ Id.
²⁸ IPCC, 2014: Climate Change 2014: Synthesis Report, supra (2014), <https://www.ipcc.ch/report/ar5/syr/>.
²⁹ Id.
³⁰ NOAA, National Centers for Environmental Information, [Climate at a Glance \(Global Time Series\)](https://www.ncdc.noaa.gov/cag/time-series/global/globe/land_ocean/yt/12/1880-2016) (June 2017) https://www.ncdc.noaa.gov/cag/time-series/global/globe/land_ocean/yt/12/1880-2016.
³¹ Id.

1 change is well established: ocean and atmospheric warming is overwhelmingly caused by
2 anthropogenic greenhouse gas emissions.³²

3 49. When emitted, greenhouse gases trap heat within the Earth's atmosphere that would
4 otherwise radiate into space.

5 50. Greenhouse gases are largely byproducts of humans' burning fossil fuels to produce
6 energy, and using fossil fuels to create petrochemical products.

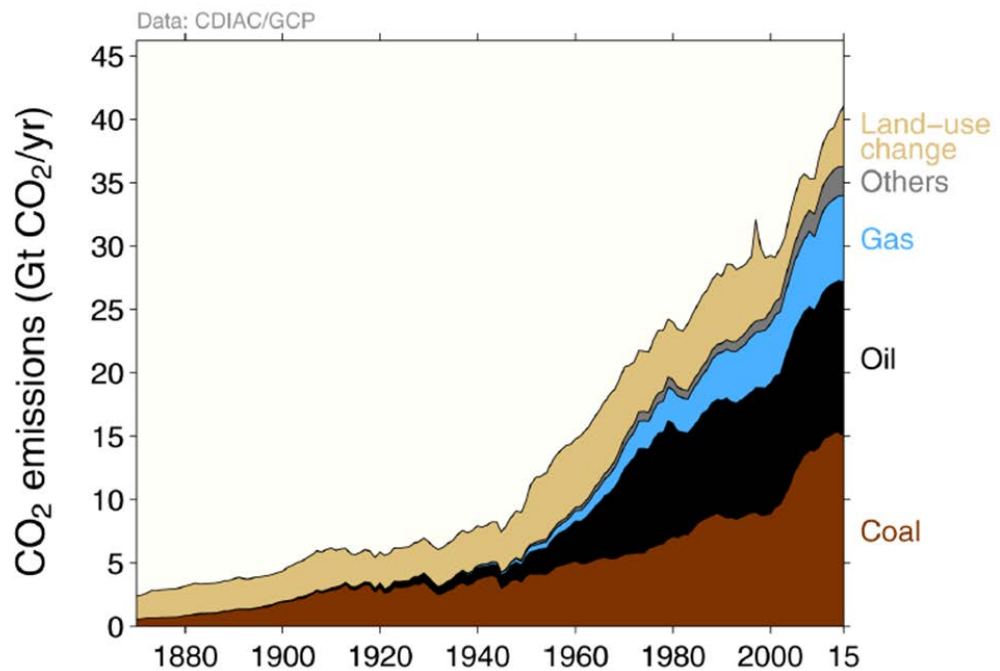
7 51. Human activity, particularly greenhouse gas emissions, is the primary cause of
8 global warming and its associated effects on Earth's climate.

9 52. Prior to World War II, most anthropogenic CO₂ emissions were caused by land-use
10 practices, such as forestry and agriculture, which altered the ability of the land and global biosphere
11 to absorb CO₂ from the atmosphere; the impacts of such activities on Earth's climate were
12 relatively minor. Since the beginning of the Great Acceleration, however, both the annual rate and
13 total volume of human CO₂ emissions have increased enormously following the advent of major
14 uses of oil, gas, and coal. The graph below shows that while CO₂ emissions attributable to forestry
15 and other land-use change have remained relatively constant, total emissions attributable to fossil
16 fuels have increased dramatically since the 1950s.³³

17
18
19
20
21
22
23
24
25 ³² IPCC, 2014: Climate Change 2014: Synthesis Report, *supra*, page 4 (2014), <https://www.ipcc.ch/report/ar5/syr/>.

26 ³³ Global Carbon Project, Global Carbon Budget 2016 (November 14, 2016),
www.globalcarbonproject.org/carbonbudget/16/files/GCP_CarbonBudget_2016.pdf, *citing* CDIAC; R.A. Houghton
27 et al., Carbon emissions from land use and land-cover change (2012),
<http://www.biogeosciences.net/9/5125/2012/bg-9-5125-2012.html>; Louis Giglio et al., Analysis of daily, monthly,
and annual burned area using the fourth-generation global fire emissions database (2013),
28 <http://onlinelibrary.wiley.com/doi/10.1002/jgrg.20042/abstract>; C. Le Quéré et al., Global Carbon Budget 2016,
Earth Syst. Sci. Data 8 (2016), <http://www.earth-syst-sci-data.net/8/605/2016/>.

Total Annual Carbon Dioxide Emissions by Source, 1860-2015:



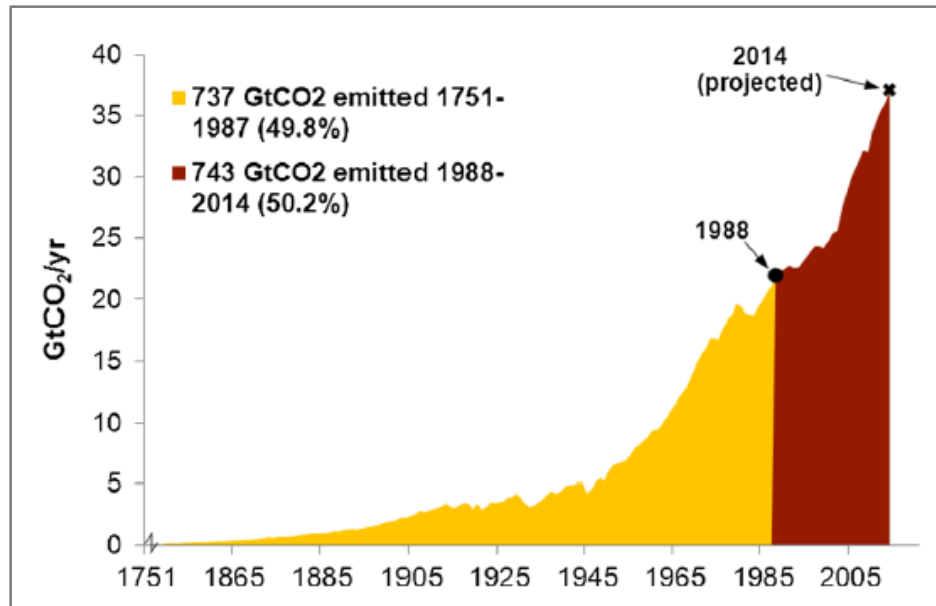
53. As human reliance on fossil fuels for industrial and mechanical processes has increased, so too have greenhouse gas emissions, especially of CO₂. The Great Acceleration is marked by a massive increase in the annual rate of fossil fuel emissions: more than half of all cumulative CO₂ emissions have occurred since 1988.³⁴ The rate of CO₂ emissions from fossil fuels and industry, moreover, has increased threefold since the 1960s, and by more than 60% since 1990.³⁵ The graph below illustrates the increasing rate of global CO₂ emissions since the industrial era began.³⁶

³⁴ R. J. Andres et al., A synthesis of carbon dioxide emissions from fossil-fuel combustion, *Biogeosciences*, 9, 1851 (2012), <http://www.biogeosciences.net/9/1845/2012/>.

³⁵ C. Le Quéré et al., Global Carbon Budget 2016, *Earth Syst. Sci. Data* 8, 625, 630 (2016), <http://www.earth-syst-sci-data.net/8/605/2016/> (“Global CO₂ emissions from fossil fuels and industry have increased every decade from an average of 3.1±0.2 GtC/yr in the 1960s to an average of 9.3±0.5 GtC/yr during 2006–2015”).

³⁶ Peter Frumhoff, et al. The Climate Responsibilities of Industrial Carbon Producers, *Climatic Change* 132:157-171, 164 (2015).

1 **Cumulative Annual Anthropogenic Carbon Dioxide Emissions, 1751-2014:**



13 54. Because of the increased use of fossil fuel products, concentrations of greenhouse
14 gases in the atmosphere are now at a level unprecedented in at least 800,000 years.³⁷ The graph
15 below illustrates the nearly 30% increase in atmospheric CO₂ concentration above pre-Industrial
16 levels since 1960.³⁸

17

18

19

20

21

22

23

24

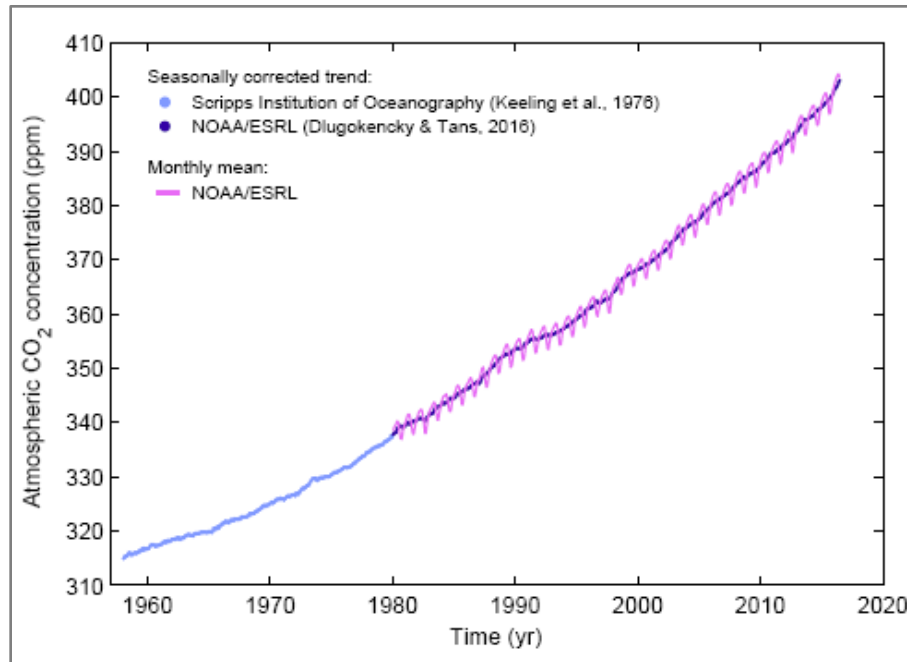
25

26

27 ³⁷ IPCC, 2014: *Climate Change 2014: Synthesis Report*, *supra*, page 4 (2014), <https://www.ipcc.ch/report/ar5/syr/>.

28 ³⁸ C. Le Quéré et al., *Global Carbon Budget 2016*, *Earth Syst. Sci. Data* 8, 608 (2016), <http://www.earth-syst-sci-data.net/8/605/2016/>.

1 **Atmospheric Carbon Dioxide Concentration in Parts Per Million, 1960-2015:**



13 **B. Sea Level Rise—Known Causes and Observed Effects**

14 55. Sea level rise is the physical consequence of (a) the thermal expansion of ocean
15 waters as they warm; (b) increased mass loss from land-based glaciers that are melting as ambient
16 air temperature increases; and (c) the shrinking of land-based ice sheets due to increasing ocean
17 and air temperature.³⁹

18 56. Of the increase in energy that has accumulated in the Earth’s atmosphere between
19 1971 and 2010, more than 90% is stored in the oceans.⁴⁰

20 57. Anthropogenic forcing, in the form of greenhouse gas pollution largely from the
21 production, use and combustion of fossil fuel products, is the dominant cause of global mean sea
22 level rise since 1970, explaining at least 70% of the sea level rise observed between 1970 and
23 2000.⁴¹ Natural radiative forcing—that is, causes of climate change not related to human activity—
24 “makes essentially zero contribution [to observed sea level rise] over the twentieth century (2%

25

26 ³⁹ NOAA, Is sea level rising, Ocean Facts <http://oceanservice.noaa.gov/facts/sealevel.html> (as of June 1, 2017).

27 ⁴⁰ IPCC, 2014: Climate Change 2014: Synthesis Report, *supra*, page 4 (2014), <https://www.ipcc.ch/report/ar5/syr/>.

28 ⁴¹ Slangen et al., Anthropogenic Forcing Dominates Global Mean Sea-Level Rise Since 1970, *Nature Climate Change*, Vol. 6, 701 (2016).

1 over the period 1900-2005).”⁴²

2 58. Anthropogenic greenhouse gas pollution is the dominant factor in each of the
3 independent causes of sea level rise, including the increase in ocean thermal expansion,⁴³ in glacier
4 mass loss, and in more negative surface mass balance from the ice sheets.⁴⁴

5 59. There is a well-defined relation between cumulative emissions of CO₂ and
6 committed global mean sea level. This relation, moreover, holds proportionately for committed
7 regional sea level rise.⁴⁵

8 60. Nearly 100% of the sea level rise from any projected greenhouse gas emissions
9 scenario will persist for at least 10,000 years.⁴⁶ This owes to the long residence time of CO₂ in the
10 atmosphere that sustains temperature increases, and inertia in the climate system.⁴⁷

11 61. Anthropogenic greenhouse gas pollution caused the increased frequency and
12 severity of extreme sea level events (temporary sea level height increases due to storm surges or
13 extreme tides, exacerbated by elevated baseline sea level) observed during the Great
14 Acceleration.⁴⁸ The incidence and magnitude of extreme sea level events has increased globally
15 since 1970.⁴⁹ The impacts of such events, which generally occur with large storms, high tidal
16 events, offshore low-pressure systems associated with high winds, or the confluence of any of
17 these factors,⁵⁰ are exacerbated with higher average sea level, which functionally raises the
18 baseline for the destructive impact of extreme weather and tidal events. Indeed, the magnitude and
19

20 _____
21 ⁴² Slangen et al., Anthropogenic Forcing Dominates Global Mean Sea-Level Rise Since 1970, Nature Climate
Change, Vol. 6, 701 (2016).

22 ⁴³ Id.

23 ⁴⁴ Id.

24 ⁴⁵ Peter U. Clark et al., Consequences of Twenty-First-Century Policy for Multi-Millennial Climate and Sea-Level
Change, Nature Climate Change Vol. 6, 365 (2016).

25 ⁴⁶ Peter U. Clark et al., Consequences of Twenty-First-Century Policy for Multi-Millennial Climate and Sea-Level
Change, Nature Climate Change Vol. 6, 361 (2016).

26 ⁴⁷ Peter U. Clark et al., Consequences of Twenty-First-Century Policy for Multi-Millennial Climate and Sea-Level
Change, Nature Climate Change Vol. 6, 360 (2016).

27 ⁴⁸ IPCC, 2013: Summary for Policymakers, page 7, Table SPM.1 (2013), https://www.ipcc.ch/pdf/assessment-report/ar5/wg1/WGIAR5_SPM_brochure_en.pdf.

28 ⁴⁹ IPCC, Climate Change 2013: The Physical Science Basis, Contribution of Working Group I to the Fifth
Assessment Report of the IPCC, 290 (2013),

http://www.climatechange2013.org/images/report/WG1AR5_ALL_FINAL.pdf.

⁵⁰ Id.

1 frequency of extreme sea level events can occur in the absence of increased intensity of storm
2 events, given the increased average elevation from which flooding and inundation events begin.
3 These effects, and others, significantly and adversely affect Plaintiffs, with increased severity in
4 the future.

5 62. Historical greenhouse gas emissions alone through 2000 will cause a global mean
6 sea level rise of at least 7.4 feet.⁵¹ Additional greenhouse gas emissions from 2001–2015 have
7 caused approximately 10 additional feet of committed sea level rise. Even immediate and
8 permanent cessation of all additional anthropogenic greenhouse gas emissions would not prevent
9 the eventual inundation of land at elevations between current average mean sea level and 17.4 feet
10 of elevation in the absence of adaptive measures.

11 63. The relationship between anthropogenic CO₂ emissions and committed sea level
12 rise is nearly linear and always positive. For emissions, including future emissions, from the year
13 2001, the relation is approximately 0.25 inches of committed sea level rise per 1 GtCO₂ released.
14 For the period 1965 to 2000, the relation is approximately 0.05 inches of committed sea level rose
15 per 1 GtCO₂ released. For the period 1965 to 2015, normal use of Defendants’ fossil fuel products
16 caused a substantial portion of committed sea level rise. Each and every additional unit of CO₂
17 emitted from the use of Defendants’ fossil fuel products will add to the sea level rise already
18 committed to the geophysical system.

19 64. Projected onshore impacts associated with rising sea temperature and water level
20 include increases in flooding and erosion; increases in the occurrence, persistence, and severity of
21 storm surges; infrastructure inundation; public and private property damage; and pollution
22 associated with damaged control and waste infrastructure, and the lack thereof. All of these effects
23 significantly and adversely affect Plaintiffs.

24 65. Sea level rise has already taken grave tolls on inhabited coastlines. For instance, the
25 U.S. National Oceanic and Atmospheric Administration (“NOAA”) estimates that nuisance
26

27 ⁵¹ Peter U. Clark et al., Consequences of Twenty-First-Century Policy for Multi-Millennial Climate and Sea-Level
28 Change, Nature Climate Change Vol. 6, 365 (2016).

1 flooding occurs from 300% to 900% more frequently within U.S. coastal communities today than
2 just 50 years ago.⁵²

3 66. Nationwide, more than three quarters (76%) of flood days caused by high water
4 levels from sea level rise between 2005 and 2014 (2,505 of the 3,291 flood days) would not have
5 happened but for human-caused climate change. More than two-thirds (67%) of flood days since
6 1950 would not have happened without the sea level rise caused by increasing greenhouse gas
7 emissions.⁵³

8 67. Regional expressions of global mean sea level rise will differ, and are especially
9 influenced by changes in ocean and atmospheric dynamics, as well as the gravitational,
10 deformational, and rotational effects of the loss of glaciers and ice sheets.⁵⁴ Due to these effects,
11 Marin County will experience significantly greater absolute committed sea level rise than the
12 global mean.⁵⁵

13 68. Marin's topography, geography, and land use patterns make it particularly
14 susceptible to injuries from sea level rise; and the California coast South of Cape Mendocino,
15 including Marin County, is projected, due to its geophysical characteristics, to experience a higher
16 rate of sea level rise and a greater absolute amount of sea level rise than the global mean.⁵⁶

17 69. Given an emissions scenario in which the current rate of greenhouse gas pollution
18 continues unabated, sea level in the San Francisco Bay Area, including Marin County, will rise
19 significantly and dangerously by the year 2100.⁵⁷

20 70. Marin County anticipates a 1% annual-chance flood of at least three feet to occur
21

22 ⁵² NOAA, Is sea level rising, Ocean Facts, <http://oceanservice.noaa.gov/facts/sealevel.html>, (as of June 1, 2017).

23 ⁵³ Climate Central, Sea Level Rise Upping Ante on 'Sunny Day' Floods (October 17, 2016),
<http://www.climatecentral.org/news/climate-change-increases-sunny-day-floods-20784>.

24 ⁵⁴ Peter U. Clark et al., Consequences of Twenty-First-Century Policy for Multi-Millennial Climate and Sea-Level
Change, Nature Climate Change Vol. 6, 364, (2016).

25 ⁵⁵ See id., Figure 3(c).

26 ⁵⁶ Global sea level rise is projected to be 82.7 cm (32.6 inches) above 2000 levels by 2100. See National Research
Council, Sea-Level Rise for the Coasts of California, Oregon, and Washington: Past Present and Future (2012) at
page 107 at Table 5.2; page 117 at Table 5.3. The San Francisco Bay Area sea level rise is projected to be 91.9 cm
(36.2 inches) over 2000 by 2100. Id.

27 ⁵⁷ Gary Griggs et al., Rising Seas in California: An Update on Sea-Level Rise Science, California Ocean Science
Trust, p. 26, Table 1(b) (April 2017), [http://www.opc.ca.gov/webmaster/ftp/pdf/docs/rising-seas-in-california-an-
update-on-sea-level-rise-science.pdf](http://www.opc.ca.gov/webmaster/ftp/pdf/docs/rising-seas-in-california-an-update-on-sea-level-rise-science.pdf).

1 in any given year.⁵⁸ Such an event, even with the minimum anticipated sea level rise, would
2 inundate thousands of additional acres of County land.⁵⁹

3 71. Without Defendants' fossil fuel-related greenhouse gas pollution, current sea level
4 rise would have been far less than the observed sea level rise to date.⁶⁰ Similarly, committed sea
5 level rise that will occur in the future would also be far less.⁶¹

6 **C. Attribution**

7 72. "Carbon factors" analysis, devised by the International Panel on Climate Change
8 (IPCC), the United Nations International Energy Agency, and the U.S. Environmental Protection
9 Agency, quantifies the amount of CO₂ emissions attributable to a unit of raw fossil fuel extracted
10 from the Earth.⁶² Emissions factors for oil, coal, liquid natural gas, and natural gas are different
11 for each material but are nevertheless known and quantifiable for each.⁶³ This analysis accounts
12 for the use of Defendants' fossil fuel products, including non-combustion purposes that sequester
13 CO₂ rather than emit it (e.g., production of asphalt).

14 73. Defendants' historical and current fossil fuel extraction and production records are
15 publicly available in various fora. These include university and public library collections, company
16 websites, company reports filed with the U.S. Securities and Exchange Commission, company
17 histories, and other sources. The cumulative CO₂ and methane emissions attributable to
18 Defendants' fossil fuel products were calculated by reference to such publicly available
19 documents.

20
21
22
23 ⁵⁸ County of Marin, Marin Bay Waterfront Adaptation and Vulnerability Evaluation (BayWAVE) (June 20, 2017),
p. 8, Figure 3, <http://www.marincounty.org/main/baywave/vulnerability-assessment>.

24 ⁵⁹ County of Marin, Draft Marin Bay Waterfront Adaptation and Vulnerability Evaluation (BayWAVE), (April
2017), p. 25, <http://www.marincounty.org/main/baywave/vulnerability-assessment>.

25 ⁶⁰ Robert E. Kopp et al., Temperature-driven Global Sea-level Variability in the Common Era, Proceedings of the
National Academy of Sciences, Vol. 113, No. 11, E1434-E1441, E1438 (2016),
<http://www.pnas.org/content/113/11/E1434.full>.

26 ⁶¹Peter U. Clark et al., Consequences of Twenty-First-Century Policy for Multi-Millennial Climate and Sea-Level
Change, Nature Climate Change Vol. 6, 365 (2016).

27 ⁶² See Richard Heede, Tracing Anthropogenic Carbon Dioxide and Methane Emissions to Fossil Fuel and Cement
Producers, 1854-2010, Climatic Change 122, 232-33 (2014), <https://link.springer.com/article/10.1007/s10584-013-0986-y>.

28 ⁶³ See, e.g., id.

1 74. While it is possible to distinguish CO₂ derived from fossil fuels from other sources,
2 it is not possible to determine the source of any particular individual molecule of CO₂ in the
3 atmosphere attributable to anthropogenic sources because such greenhouse gas molecules do not
4 bear markers that permit tracing them to their source, and because greenhouse gasses quickly
5 diffuse and comingle in the atmosphere. However, cumulative carbon analysis allows an accurate
6 calculation of net annual CO₂ and methane emissions attributable to each Defendant by quantifying
7 the amount and type of fossil fuels products each Defendant extracted and placed into the stream
8 of commerce, and multiplying those quantities by each fossil fuel product's carbon factor.

9 75. Defendants, through their extraction, promotion, marketing, and sale of their fossil
10 fuel products, caused approximately 20% of global fossil fuel product-related CO₂ between 1965
11 and 2015, with contributions currently continuing unabated. This constitutes a substantial portion
12 of all such emissions in history, and the attendant historical, projected, and committed sea level
13 rise associated therewith.

14 76. Total cumulative emissions increased from 470 GtC in 2000 to 600 GtC gigatons
15 through 2015, representing an almost 30% increase in total emissions in only sixteen years.⁶⁴

16 77. By quantifying CO₂ and methane pollution attributable to Defendants by and
17 through their fossil fuel products, ambient air and ocean temperature and sea level responses to
18 those emissions are also calculable, and can be attributed to Defendants on an individual and
19 aggregate basis. Individually and collectively, Defendants' extraction, sale, and promotion of their
20 fossil fuel products are responsible for substantial increases in ambient (surface) temperature,
21 ocean temperature, sea level, extreme storm events, and other adverse impacts on Plaintiffs
22 described herein.

23 78. Anthropogenic CO₂ emissions through 2015 have caused approximately 17.4 feet
24 of committed mean global sea level rise.⁶⁵ Defendants, through their extraction, promotion,
25 marketing, and sale of their fossil fuel products, caused a substantial portion of both those

27 ⁶⁴ See C. Le Quéré et al., Global Carbon Budget 2016, Earth Syst. Sci. Data 8, 633, table 10 (2016),
<http://www.earth-syst-sci-data.net/8/605/2016/>.

28 ⁶⁵ Peter U. Clark et al., Consequences of Twenty-First-Century Policy for Multi-Millennial Climate and Sea-Level
Change, Nature Climate Change Vol. 6, 365 (2016).

1 emissions and the attendant historical, projected, and committed sea level rise.

2 79. As explained above, this analysis considers only the volume of raw material
3 actually extracted from the Earth by these Defendants. Many of these Defendants actually are
4 responsible for far greater volumes of emissions because they also refine, manufacture, produce,
5 market, promote, and sell more fossil fuel derivatives than they extract themselves by purchasing
6 fossil fuel products extracted by independent third parties.

7 80. In addition, considering the Defendants' lead role in promoting, marketing, and
8 selling their fossil fuels products between 1965 and 2015; their efforts to conceal the hazards of
9 those products from consumers; their promotion of their fossil fuel products despite knowing the
10 dangers associate with those products; their dogged campaign against regulation of those products
11 based on falsehoods, omissions, and deceptions; and their failure to pursue less hazardous
12 alternatives available to them, Defendants, individually and together, have substantially and
13 measurably contributed to the Plaintiffs' sea level rise-related injuries.

14 **D. Defendants Went to Great Lengths to Understand the Hazards Associated**
15 **With and Knew or Should Have Known of the Dangers Associated with the**
16 **Extraction, Promotion and Sale of Their Fossil Fuel Products.**

17 81. By 1965, concern about the risks of anthropogenic greenhouse gas emissions
18 reached the highest level of the United States' scientific community. In that year, President Lyndon
19 B. Johnson's Science Advisory Committee Panel on Environmental Pollution reported that by the
20 year 2000, anthropogenic CO₂ emissions would "modify the heat balance of the atmosphere to
21 such an extent that marked changes in climate . . . could occur."⁶⁶ President Johnson announced
22 in a special message to Congress that "[t]his generation has altered the composition of the
23 atmosphere on a global scale through . . . a steady increase in carbon dioxide from the burning of
24 fossil fuels."⁶⁷

25 82. These statements from the Johnson Administration, at a minimum, put Defendants
26 on notice of the potentially substantial dangers to people, communities, and the planet associated

27 ⁶⁶ President's Science Advisory Committee, Restoring the Quality of Our Environment: Report of the
Environmental Pollution Panel, page 9 (November 1965), <https://hdl.handle.net/2027/uc1.b4315678>.

28 ⁶⁷ President Lyndon B. Johnson, Special Message to Congress on Conservation and Restoration of Natural Beauty
(February 8, 1965), <http://acsc.lib.udel.edu/items/show/292>.

1 with unabated use of their fossil fuel products. Moreover, Defendants had amassed a considerable
2 body of knowledge on the subject through their own independent efforts.

3 83. In 1968, a Stanford Research Institute (SRI) report commissioned by the American
4 Petroleum Institute (“API”) and made available to all of its members, concluded, among other
5 things:

6 If the Earth’s temperature increases significantly, a number of events might be
7 expected to occur including the melting of the Antarctic ice cap, a rise in sea levels,
warming of the oceans and an increase in photosynthesis. . . .

8 It is clear that we are unsure as to what our long-lived pollutants are doing to our
9 environment; however, there seems to be no doubt that the potential damage to our
10 environment could be severe. . . .[T]he prospect for the future must be of serious
concern.⁶⁸

11 84. In 1969, Shell memorialized an on-going 18-month project to collect ocean data
12 from oil platforms to develop and calibrate environmental forecasting theories related to predicting
13 wave, wind, storm, sea level, and current changes and trends.⁶⁹ Several Defendants and/or their
14 predecessors in interest participated in the project, including Esso Production Research Company
15 (ExxonMobil), Mobil Research and Development Company (ExxonMobil), Pan American
16 Petroleum Corporation (BP), Gulf Oil Corporation (Chevron), Texaco Inc. (Chevron), and the
17 Chevron Oil Field Research Company.

18 85. In 1972, API members, including Defendants, received a status report on all
19 environmental research projects funded by API. The report summarized the 1968 SRI report
20 describing the impact of Defendants’ fossil fuel products on the environment, including global
21 warming and sea level rise. Industry participants who received this report include: American
22 Standard of Indiana (BP), Asiatic (Shell), Ashland (Marathon), Atlantic Richfield (BP), British
23 Petroleum (BP), Chevron Standard of California (Chevron), Cities Service (Citgo), Continental
24 (ConocoPhillips), Dupont (former owner of Conoco), Esso Research (ExxonMobil), Ethyl
25 (formerly affiliated with Esso, which was subsumed by ExxonMobil), Getty

26
27 ⁶⁸ Elmer Robinson and R.C. Robbins, Sources, Abundance, and Fate of Gaseous Atmospheric Pollutants, Stanford
Research Institute (February 1968), <https://www.smokeandfumes.org/documents/document16>.

28 ⁶⁹ M.M. Patterson, An Ocean Data Gathering Program for the Gulf of Mexico, Society of Petroleum Engineers
(1969), <https://www.onepetro.org/conference-paper/SPE-2638-MS>.

1 (Lukoil/ExxonMobil), Gulf (Chevron, among others), Humble Standard of New Jersey
2 (ExxonMobil/Chevron/BP), Marathon, Mobil (ExxonMobil), Pan American (BP), Phillips
3 (ConocoPhillips), Shell, Standard of Ohio (BP), Texaco (Chevron), Union (Chevron), Edison
4 Electric Institute (representing electric utilities), Bituminous Coal Research (coal industry research
5 group), Mid-Continent Oil & Gas Association (presently the U.S. Oil & Gas Association, a
6 national trade association), Western Oil & Gas Association, National Petroleum Refiners
7 Association (presently the American Fuel and Petrochemical Manufacturers Association, a
8 national trade association), Champlin (Anadarko), Skelly (Lukoil/ExxonMobil), Colonial Pipeline
9 (ownership has included BP, Citgo, ExxonMobil, ConocoPhillips, Chevron entities, among others)
10 and Caltex (Chevron), among others.⁷⁰

11 86. In a 1977 presentation and again in a 1978 briefing, Exxon scientists warned the
12 Exxon Corporation Management Committee that CO₂ concentrations were building in the Earth's
13 atmosphere at an increasing rate, that CO₂ emissions attributable to fossil fuels were retained in
14 the atmosphere, and that CO₂ was contributing to global warming.⁷¹ The report stated:

15 There is general scientific agreement that the most likely manner in which mankind
16 is influencing the global climate is through carbon dioxide release from the burning
17 of fossil fuels . . . [and that] Man has a time window of five to ten years before the
18 need for hard decisions regarding changes in energy strategies might become
19 critical.⁷²

18 87. Thereafter, Exxon engaged in a research program to study the environmental fate
19 of fossil fuel-derived greenhouse gases and their impacts, which included publication of peer-
20 reviewed research by Exxon staff scientists and the conversion of a supertanker into a research
21 vessel to study the greenhouse effect and the role of the oceans in absorbing anthropogenic CO₂.
22 Much of this research was shared in a variety of fora, symposia, and shared papers through trade
23 associations and directly with other Defendants.

24
25
26 ⁷⁰ American Petroleum Institute, Environmental Research, A Status Report, Committee for Air and Water
Conservation (January 1972), <http://files.eric.ed.gov/fulltext/ED066339.pdf>.

27 ⁷¹ Memo from J.F. Black to F.G. Turpin, The Greenhouse Effect, Exxon Research and Engineering Company (June
6, 1978), [http://www.climatefiles.com/exxonmobil/1978-exxon-memo-on-greenhouse-effect-for-exxon-corporation-
management-committee/](http://www.climatefiles.com/exxonmobil/1978-exxon-memo-on-greenhouse-effect-for-exxon-corporation-management-committee/).

28 ⁷² Id.

1 88. Exxon scientists made the case internally for using company resources to build
2 corporate knowledge about the impacts of the promotion, marketing, and consumption of
3 Defendants' fossil fuel products. Exxon climate researcher Henry Shaw wrote in 1978: "The
4 rationale for Exxon's involvement and commitment of funds and personnel is based on our need
5 to assess the possible impact of the greenhouse effect on Exxon business. Exxon must develop a
6 credible scientific team that can critically evaluate the information generated on the subject and be
7 able to carry bad news, if any, to the corporation."⁷³ Moreover, Shaw emphasized the need to
8 collaborate with universities and government to more completely understand what he called the
9 "CO₂ problem."⁷⁴

10 89. In 1979, API and its members, including Defendants, convened a Task Force to
11 monitor and share cutting edge climate research among the oil industry. The group was initially
12 called the CO₂ and Climate Task Force, but changed its name to the Climate and Energy Task
13 Force in 1980 (hereinafter referred to as "API CO₂ Task Force"). Membership included senior
14 scientists and engineers from nearly every major U.S. and multinational oil and gas company,
15 including Exxon, Mobil (ExxonMobil), Amoco (BP), Phillips (ConocoPhillips), Texaco
16 (Chevron), Shell, Sunoco, Sohio (BP) as well as Standard Oil of California (BP) and Gulf Oil
17 (Chevron, among others). The Task Force was charged with assessing the implications of emerging
18 science on the petroleum and gas industries and identifying where reductions in greenhouse gas
19 emissions from Defendants' fossil fuel products could be made.⁷⁵

20 90. In 1979, API sent its members a background memo related to the API CO₂ and
21 Climate Task Force's efforts, stating that CO₂ concentrations were rising steadily in the
22 atmosphere, and predicting when the first clear effects of climate change might be felt.⁷⁶

23
24
25 ⁷³Henry Shaw, Memo to Edward David Jr. on the "Greenhouse Effect", Exxon Research and Engineering Company
(December 7, 1978).

26 ⁷⁴Id.

27 ⁷⁵American Petroleum Institute, AQ-9 Task Force Meeting Minutes (March 18, 1980),
[http://insideclimatenews.org/sites/default/files/documents/AQ-](http://insideclimatenews.org/sites/default/files/documents/AQ-9%20Task%20Force%20Meeting%20%281980%29.pdf)

28 [9%20Task%20Force%20Meeting%20%281980%29.pdf](http://insideclimatenews.org/sites/default/files/documents/AQ-9%20Task%20Force%20Meeting%20%281980%29.pdf) (AQ-9 refers to the "CO₂ and Climate" Task Force).

⁷⁶Neela Banerjee, Exxon's Oil Industry Peers Knew About Climate Dangers in the 1970s, Too, Inside Climate
News (December 22, 2015), [https://insideclimatenews.org/news/22122015/exxon-mobil-oil-industry-peers-knew-](https://insideclimatenews.org/news/22122015/exxon-mobil-oil-industry-peers-knew-about-climate-change-dangers-1970s-american-petroleum-institute-api-shell-chevron-texaco)
[about-climate-change-dangers-1970s-american-petroleum-institute-api-shell-chevron-texaco.](https://insideclimatenews.org/news/22122015/exxon-mobil-oil-industry-peers-knew-about-climate-change-dangers-1970s-american-petroleum-institute-api-shell-chevron-texaco)

1 91. Also in 1979, Exxon scientists advocated internally for additional fossil fuel
2 industry-generated atmospheric research in light of the growing consensus that consumption of
3 fossil fuel products was changing the Earth’s climate:

4 “We should determine how Exxon can best participate in all these [atmospheric
5 science research] areas and influence possible legislation on environmental
6 controls. It is important to begin to anticipate the strong intervention of
7 environmental groups and be prepared to respond with reliable and credible data. It
8 behooves [Exxon] to start a very aggressive defensive program in the indicated
9 areas of atmospheric science and climate because there is a good probability that
10 legislation affecting our business will be passed. Clearly, it is in our interest for
11 such legislation to be based on hard scientific data. The data obtained from research
12 on the global damage from pollution, e.g., from coal combustion, will give us the
13 needed focus for further research to avoid or control such pollutants.”⁷⁷

14 92. That same year, Exxon Research and Engineering reported that: “The most widely
15 held theory [about increasing CO₂ concentration] is that the increase is due to fossil fuel
16 combustion, increasing CO₂ concentration will cause a warming of the earth’s surface, and the
17 present trend of fossil fuel consumption will cause dramatic environmental effects before the year
18 2050.”⁷⁸ Further, the report stated that unless fossil fuel use was constrained, there would be
19 “noticeable temperature changes” associated with an increase in atmospheric CO₂ from about 280
20 parts per million before the Industrial Revolution to 400 parts per million by the year 2010.⁷⁹ Those
21 projections proved remarkably accurate—atmospheric CO₂ concentrations surpassed 400 parts per
22 million in May 2013, for the first time in millions of years.⁸⁰ In 2015, the annual average CO₂
23 concentration rose above 400 parts per million, and in 2016 the annual low surpassed 400 parts
24 per million, meaning atmospheric CO₂ concentration remained above that threshold all year.⁸¹

24 ⁷⁷ Henry Shaw, Exxon Memo to H.N. Weinberg about “Research in Atmospheric Science”, Exxon Inter-Office
25 Correspondence (November 19, 1979),

25 [https://insideclimatenews.org/sites/default/files/documents/Probable%20Legislation%20Memo%20\(1979\).pdf](https://insideclimatenews.org/sites/default/files/documents/Probable%20Legislation%20Memo%20(1979).pdf).

26 ⁷⁸ W.L. Ferrall, Exxon Memo to R.L. Hirsch about “Controlling Atmospheric CO₂”, Exxon Research and
26 Engineering Company (October 16, 1979),

26 <http://insideclimatenews.org/sites/default/files/documents/CO2%20and%20Fuel%20Use%20Projections.pdf>.

27 ⁷⁹ Id.

28 ⁸⁰ Nicola Jones, How the World Passed a Carbon Threshold and Why it Matters, Yale Environment 360 (Jan. 26,
2017), <http://e360.yale.edu/features/how-the-world-passed-a-carbon-threshold-400ppm-and-why-it-matters>.

28 ⁸¹ Id.

1 93. In 1980, API’s CO₂ Task Force members discussed the oil industry’s responsibility
2 to reduce CO₂ emissions by changing refining processes and developing fuels that emit less CO₂.
3 The minutes from the Task Force’s February 29, 1980, meeting included a summary of a
4 presentation on “The CO₂ Problem” given by Dr. John Laurmann, which identified the “scientific
5 consensus on the potential for large future climatic response to increased CO₂ levels” as a reason
6 for API members to have concern with the “CO₂ problem” and informed attendees that there was
7 “strong empirical evidence that rise [in CO₂ concentration was] caused by anthropogenic release
8 of CO₂, mainly from fossil fuel combustion.”⁸² Moreover, Dr. Laurmann warned that the amount
9 of CO₂ in the atmosphere could double by 2038, which he said would likely lead to a 2.5° C (4.5°
10 F) rise in global average temperatures with “major economic consequences.” He then told the Task
11 Force that models showed a 5° C (9° F) rise by 2067, with “globally catastrophic effects.”⁸³ A
12 taskforce member and representative of Texaco leadership present at the meeting posited that the
13 API CO₂ Task Force should develop ground rules for energy release of fuels and the cleanup of
14 fuels as they relate to CO₂ creation.

15 94. In 1980, the API CO₂ Task Force also discussed a potential area for investigation:
16 alternative energy sources as a means of mitigating CO₂ emissions from Defendants’ fossil fuel
17 products. These efforts called for research and development to “Investigate the Market Penetration
18 Requirements of Introducing a New Energy Source into World Wide Use.” Such investigation was
19 to include the technical implications of energy source changeover, research timing, and
20 requirements.⁸⁴

21 95. By 1980, Exxon’s senior leadership had become intimately familiar with the
22 greenhouse effect and the role of CO₂ in the atmosphere. In that year, Exxon Senior Vice President
23 and Board member George Piercy questioned Exxon researchers on the minutiae of the ocean’s
24 role in absorbing atmospheric CO₂, including whether there was a net CO₂ flux out of the ocean

26 ⁸² American Petroleum Institute, AQ-9 Task Force Meeting Minutes (March 18, 1980),
27 [http://insideclimatenews.org/sites/default/files/documents/AQ-](http://insideclimatenews.org/sites/default/files/documents/AQ-9%20Task%20Force%20Meeting%20%281980%29.pdf)
28 [9%20Task%20Force%20Meeting%20%281980%29.pdf](http://insideclimatenews.org/sites/default/files/documents/AQ-9%20Task%20Force%20Meeting%20%281980%29.pdf) (AQ-9 refers to the “CO₂ and Climate” Task Force).

⁸³ Id.

⁸⁴ Id.

1 into the atmosphere in certain zones where upwelling of cold water to the surface occurs, because
2 Piercy evidently believed that the oceans could absorb and retain higher concentrations of CO₂
3 than the atmosphere.⁸⁵ This inquiry aligns with Exxon supertanker research into whether the ocean
4 would act as a significant CO₂ sink that would sequester atmospheric CO₂ long enough to allow
5 unabated emissions without triggering dire climatic consequences. As described below, Exxon
6 eventually scrapped this research before it produced enough data from which to derive a
7 conclusion.⁸⁶

8 96. Also in 1980, Imperial Oil (ExxonMobil) reported to Esso and Exxon managers
9 and environmental staff that increases in fossil fuel usage aggravates CO₂ in the atmosphere.
10 Noting that the United Nations was encouraging research into the carbon cycle, Imperial reported
11 that “[t]echnology exists to remove CO₂ from [fossil fuel power plant] stack gases but removal of
12 only 50% of the CO₂ would double the cost of power generation.” Imperial also reported that its
13 coordination department had been internally evaluating its and Exxon’s products to determine
14 whether disclosure of a human health hazard was necessary. The report notes that Section (8e) of
15 Toxic Substances Control Act, 55 U.S.C. §§ 1601 et seq., requires that anyone who discovers that
16 a material or substance in commercial use is or may be a significant risk to human health must
17 report such findings to the Environmental Protection Agency within 15 days. Although greenhouse
18 gases are human health hazards (because they have serious consequences in terms of global food
19 production, disease virulence, and sanitation infrastructure, among other impacts), neither
20 Imperial, Exxon, nor any other Defendant has ever filed a disclosure with the U.S. Environmental
21 Protection Agency pursuant to the Toxic Substances Control Act. Exxon scientist Roger Cohen
22 warned his colleagues in a 1981 internal memorandum that “future developments in global data
23 gathering and analysis, along with advances in climate modeling, may provide strong evidence for
24

25 ⁸⁵ Neela Banerjee, More Exxon Documents Show How Much It Knew About Climate 35 Years Ago, Inside Climate
26 News (Dec. 1, 2015), <https://insideclimatenews.org/news/01122015/documents-exxons-early-co2-position-senior-executives-engage-and-warming-forecast>.

27 ⁸⁶ Neela Banerjee et al., Exxon Believed Deep Dive Into Climate Research Would Protect Its Business, Inside
28 Climate News (Sept. 17, 2015), <https://insideclimatenews.org/news/16092015/exxon-believed-deep-dive-into-climate-research-would-protect-its-business>.

1 a delayed CO₂ effect of a truly substantial magnitude,” and that under certain circumstances it
2 would be “very likely that we will unambiguously recognize the threat by the year 2000.”⁸⁷ Cohen
3 had expressed concern that the memorandum mischaracterized potential effects of unabated CO₂
4 emissions from Defendants’ fossil fuel products: “. . . it is distinctly possible that the . . . [Exxon
5 Planning Division’s] scenario will produce effects which will indeed be catastrophic (at least for
6 a substantial fraction of the world’s population).”⁸⁸

7 97. In 1981, Exxon’s Henry Shaw, the company’s lead climate researcher at the time,
8 prepared a summary of Exxon’s current position on the greenhouse effect for Edward David Jr.,
9 president of Exxon Research and Engineering, stating in relevant part:

- 10 • “Atmospheric CO₂ will double in 100 years if fossil fuels grow at 1.4%/ a².
- 11 • 3°C global average temperature rise and 10°C at poles if CO₂ doubles.
 - 12 ○ Major shifts in rainfall/agriculture
 - 13 ○ Polar ice may melt”⁸⁹

14 98. In 1982, another report prepared for API by scientists at the Lamont-Doherty
15 Geological Observatory at Columbia University recognized that atmospheric CO₂ concentration
16 had risen significantly compared to the beginning of the industrial revolution from about 290 parts
17 per million to about 340 parts per million in 1981 and acknowledged that despite differences in
18 climate modelers’ predictions, all models indicated a temperature increase caused by
19 anthropogenic CO₂ within a global mean range of 4° C (7.2° F). The report advised that there was
20 scientific consensus that “a doubling of atmospheric CO₂ from [] pre-industrial revolution value
21 would result in an average global temperature rise of (3.0 ± 1.5)°C [5.4 ± 2.7° F].” It went further,
22 warning that “[s]uch a warming can have serious consequences for man’s comfort and survival
23 since patterns of aridity and rainfall can change, the height of the sea level can increase

24 ⁸⁷ Roger W. Cohen, Exxon Memo to W. Glass about possible “catastrophic” effect of CO₂, Exxon Inter-Office
25 Correspondence (Aug. 18, 1981), [http://www.climatefiles.com/exxonmobil/1981-exxon-memo-on-possible-](http://www.climatefiles.com/exxonmobil/1981-exxon-memo-on-possible-emission-consequences-of-fossil-fuel-consumption/)
26 [emission-consequences-of-fossil-fuel-consumption/](http://www.climatefiles.com/exxonmobil/1981-exxon-memo-on-possible-emission-consequences-of-fossil-fuel-consumption/).

26 ⁸⁸ Id.

27 ⁸⁹ Henry Shaw, Exxon Memo to E. E. David, Jr. about “CO₂Position Statement”, Exxon Inter-Office
28 Correspondence (May 15, 1981), <https://insideclimatenews.org/sites/default/files/documents/Exxon%20Position%20on%20CO2%20%281981%29.pdf>
f.

1 considerably and the world food supply can be affected.”⁹⁰ Exxon’s own modeling research
2 confirmed this, and the company’s results were later published in at least three peer-reviewed
3 scientific papers.⁹¹

4 99. Also in 1982, Exxon’s Environmental Affairs Manager distributed a primer on
5 climate change to a “wide circulation [of] Exxon management . . . intended to familiarize Exxon
6 personnel with the subject.”⁹² The primer also was “restricted to Exxon personnel and not to be
7 distributed externally.”⁹³ The primer compiled science on climate change available at the time,
8 and confirmed fossil fuel combustion as a primary anthropogenic contributor to global warming.
9 The report estimated a CO₂ doubling around 2090 based on Exxon’s long-range modeled outlook.
10 The author warned that the melting of the Antarctic ice sheet could result in global sea level rise
11 of five feet which would “cause flooding on much of the U.S. East Coast, including the State of
12 Florida and Washington, D.C.”⁹⁴ Indeed, it warned that “there are some potentially catastrophic
13 events that must be considered,” including sea level rise from melting polar ice sheets. It noted
14 that some scientific groups were concerned “that once the effects are measurable, they might not
15 be reversible.”⁹⁵

16 100. In a summary of Exxon’s climate modeling research from 1982, Director of
17 Exxon’s Theoretical and Mathematical Sciences Laboratory Roger Cohen wrote that “the time
18 required for doubling of atmospheric CO₂ depends on future world consumption of fossil fuels.”
19 Cohen concluded that Exxon’s own results were “consistent with the published predictions of more
20

21 _____
22 ⁹⁰ American Petroleum Institute, Climate Models and CO₂ Warming: A Selective Review and Summary, Lamont-
Doherty Geological Observatory (Columbia University) (March 1982),

23 <https://assets.documentcloud.org/documents/2805626/1982-API-Climate-Models-and-CO2-Warming-a.pdf>.

24 ⁹¹ See Roger W. Cohen, Exxon Memo summarizing findings of research in climate modeling, Exxon Research and
Engineering Company (September 2, 1982),
25 [https://insideclimatenews.org/sites/default/files/documents/%2522Consensus%2522%20on%20CO2%20Impacts%20\(1982\).pdf](https://insideclimatenews.org/sites/default/files/documents/%2522Consensus%2522%20on%20CO2%20Impacts%20(1982).pdf) (discussing research articles).

26 ⁹² M. B. Glaser, Exxon Memo to Management about “CO₂ ‘Greenhouse’ Effect”, Exxon Research and Engineering
Company (November 12, 1982),
<http://insideclimatenews.org/sites/default/files/documents/1982%20Exxon%20Primer%20on%20CO2%20Greenhouse%20Effect.pdf>.

27 ⁹³ Id.

28 ⁹⁴ Id.

⁹⁵ Id.

1 complex climate models” and “in accord with the scientific consensus on the effect of increased
2 atmospheric CO₂ on climate.”⁹⁶

3 101. At the fourth biennial Maurice Ewing Symposium at the Lamont-Doherty
4 Geophysical Observatory in October 1982, attended by members of API, Exxon Research and
5 Engineering Company president E.E. David delivered a speech titled: “Inventing the Future:
6 Energy and the CO₂ ‘Greenhouse Effect.’”⁹⁷ His remarks included the following statement: “[F]ew
7 people doubt that the world has entered an energy transition away from dependence upon fossil
8 fuels and toward some mix of renewable resources that will not pose problems of CO₂
9 accumulation.” He went on, discussing the human opportunity to address anthropogenic climate
10 change before the point of no return:

11
12 It is ironic that the biggest uncertainties about the CO₂ buildup are not in predicting
13 what the climate will do, but in predicting what people will do. . . . [It] appears we
14 still have time to generate the wealth and knowledge we will need to invent the
15 transition to a stable energy system.

16 102. Throughout the early 1980s, at Exxon’s direction, Exxon climate scientist Henry
17 Shaw forecasted emissions of CO₂ from fossil fuel use. Those estimates were incorporated into
18 Exxon’s 21st century energy projections and were distributed among Exxon’s various divisions.
19 Shaw’s conclusions included an expectation that atmospheric CO₂ concentrations would double in
20 2090 per the Exxon model, with an attendant 2.3–5.6° F average global temperature increase. Shaw
21 compared his model results to those of the U.S. EPA, the National Academy of Sciences, and the
22 Massachusetts Institute of Technology, indicating that the Exxon model predicted a longer delay
23
24

25 ⁹⁶ Roger W. Cohen, Exxon Memo summarizing findings of research in climate modeling, Exxon Research and
26 Engineering Company (September 2, 1982),
[https://insideclimatenews.org/sites/default/files/documents/%2522Consensus%2522%20on%20CO2%20Impacts%20\(1982\).pdf](https://insideclimatenews.org/sites/default/files/documents/%2522Consensus%2522%20on%20CO2%20Impacts%20(1982).pdf).

27 ⁹⁷ E. E. David, Jr., Inventing the Future: Energy and the CO₂ Greenhouse Effect: Remarks at the Fourth Annual
28 Ewing Symposium, Tenafly, NJ (1982), <http://sites.agu.org/publications/files/2015/09/ch1.pdf>.

1 than any of the other models, although its temperature increase prediction was in the mid-range of
2 the four projections.⁹⁸

3 103. During the 1980s, many Defendants formed their own research units focused on
4 climate modeling. The API, including the API CO₂ Task Force, provided a forum for Defendants
5 to share their research efforts and corroborate their findings related to anthropogenic greenhouse
6 gas emissions.⁹⁹

7 104. During this time, Defendants' statements express an understanding of their
8 obligation to consider and mitigate the externalities of unabated promotion, marketing, and sale of
9 their fossil fuel products. For example, in 1988, Richard Tucker, the president of Mobil Oil,
10 presented at the American Institute of Chemical Engineers National Meeting, the premier
11 educational forum for chemical engineers, where he stated:

12
13 [H]umanity, which has created the industrial system that has transformed civilities,
14 is also responsible for the environment, which sometimes is at risk because of
15 unintended consequences of industrialization. . . .Maintaining the health of this
life-support system is emerging as one of the highest priorities. . . .W]e must all
be environmentalists.

16 The environmental covenant requires action on many fronts...the low-atmosphere
17 ozone problem, the upper-atmosphere ozone problem and the greenhouse effect,
18 to name a few. . . .Our strategy must be to reduce pollution before it is ever
generated – to prevent problems at the source.

19 Prevention means engineering a new generation of fuels, lubricants and chemical
20 products.... Prevention means designing catalysts and processes that minimize or
21 eliminate the production of unwanted byproducts. . . .Prevention on a global scale
22 may even require a dramatic reduction in our dependence on fossil fuels – and a
shift towards solar, hydrogen, and safe nuclear power. It may be possible that –
just possible – that the energy industry will transform itself so completely that

23
24
25 _____
26 ⁹⁸ Neela Banerjee, More Exxon Documents Show How Much It Knew About Climate 35 Years Ago, Inside Climate
News (Dec. 1, 2015), <https://insideclimatenews.org/news/01122015/documents-exxons-early-co2-position-senior-executives-engage-and-warming-forecast>.

27 ⁹⁹ Neela Banerjee, Exxon's Oil Industry Peers Knew About Climate Dangers in the 1970s, Too, Inside Climate
28 News (December 22, 2015), <https://insideclimatenews.org/news/22122015/exxon-mobil-oil-industry-peers-knew-about-climate-change-dangers-1970s-american-petroleum-institute-api-shell-chevron-texaco>.

1 observers will declare it a new industry. . . .Brute force, low-tech responses and
2 money alone won't meet the challenges we face in the energy industry.¹⁰⁰

3 105. In 1989, Esso Resources Canada (ExxonMobil) commissioned a report on the
4 impacts of climate change on existing and proposed natural gas facilities in the Mackenzie River
5 Valley and Delta, including extraction facilities on the Beaufort Sea and a pipeline crossing
6 Canada's Northwest Territory.¹⁰¹ It reported that "large zones of the Mackenzie Valley could be
7 affected dramatically by climatic change" and that "the greatest concern in Norman Wells [oil
8 town in North West Territories, Canada] should be the changes in permafrost that are likely to
9 occur under conditions of climate warming." The report concluded that, in light of climate models
10 showing a "general tendency towards warmer and wetter climate," operation of those facilities
11 would be compromised by increased precipitation, increase in air temperature, changes in
12 permafrost conditions, and significantly, sea level rise and erosion damage.¹⁰² The authors
13 recommended factoring these eventualities into future development planning and also warned that
14 "a rise in sea level could cause increased flooding and erosion damage on Richards Island."

15 106. In 1991, Shell produced a film called "Climate of Concern." The film advises that
16 while "no two [climate change projection] scenarios fully agree...[they] have each prompted the
17 same serious warning. A warning endorsed by a uniquely broad consensus of scientists in their
18 report to the UN at the end of 1990." The warning was an increasing frequency of abnormal
19 weather, and of sea level rise of about one meter over the coming century. Shell specifically
20 described the impacts of anthropogenic sea level rise on tropical islands, "barely afloat even now
21 . . . [f]irst made uninhabitable and then obliterated beneath the waves. Wetland habitats destroyed
22 by intruding salt. Coastal lowlands suffering pollution of precious groundwater." It warned of
23 "greenhouse refugees," people who abandoned homelands inundated by the sea, or displaced
24

25 _____
26 ¹⁰⁰ Richard E. Tucker, High Tech Frontiers in the Energy Industry: The Challenge Ahead, AICHE National Meeting
(November 30, 1988), <https://hdl.handle.net/2027/pur1.32754074119482?urlappend=%3Bseq=522>.

27 ¹⁰¹ Stephen Lonergan and Kathy Young, An Assessment of the Effects of Climate Warming on Energy
Developments in the Mackenzie River Valley and Delta, Canadian Arctic, Energy Exploration & Exploitation, Vol.
7, Issue 5 (Oct. 1, 1989), <http://journals.sagepub.com/doi/abs/10.1177/014459878900700508..>

28 ¹⁰² Id.

1 because of catastrophic changes to the environment. The video concludes with a stark admonition:
2 “Global warming is not yet certain, but many think that the wait for final proof would be
3 irresponsible. Action now is seen as the only safe insurance.”¹⁰³

4 107. In the mid-1990s, ExxonMobil, Shell and Imperial Oil (ExxonMobil) jointly
5 undertook the Sable Offshore Energy Project in Nova Scotia. The project’s own Environmental
6 Impact Statement declared: “The impact of a global warming sea-level rise may be particularly
7 significant in Nova Scotia. The long-term tide gauge records at a number of locations along the
8 N.S. coast have shown sea level has been rising over the past century For the design of coastal
9 and offshore structures, an estimated rise in water level, due to global warming, of 0.5 m [1.64
10 feet] may be assumed for the proposed project life (25 years).”¹⁰⁴

11 108. Climate change research conducted by Defendants and their industry associations
12 frequently acknowledged uncertainties in their climate modeling—those uncertainties, however,
13 were merely with respect to the magnitude and timing of climate impacts resulting from fossil fuel
14 consumption, not that significant changes would eventually occur. The Defendants’ researchers
15 and the researchers at their industry associations harbored little doubt that climate change was
16 occurring and that fossil fuel products were, and are, the primary cause.

17 109. Despite the overwhelming information about the threats to people and the planet
18 posed by continued unabated use of their fossil fuel products, Defendants failed to act as they
19 reasonably should have to mitigate or avoid those dire adverse impacts. Defendants instead
20 adopted the position, as described below, that the absence of meaningful regulations on the
21 consumption of their fossil fuel products was the equivalent of a social license to continue the
22 unfettered pursuit of profits from those products. This position was an abdication of Defendants’
23 responsibility to consumers and the public, including Plaintiffs, to act on their unique knowledge
24 of the reasonably foreseeable hazards of unabated production and consumption of their fossil fuel

25
26 _____
27 ¹⁰³Jelmer Mommers, Shell made a film about climate change in 1991 (then neglected to heed its own warning), de
28 Correspondent (Feb. 27, 2017), <https://thecorrespondent.com/6285/shell-made-a-film-about-climate-change-in-1991-then-neglected-to-heed-its-own-warning/692663565-875331f6>.

¹⁰⁴ExxonMobil, Sable Project, Development Plan, Volume 3 – Environmental Impact Statement
<http://soep.com/about-the-project/development-plan-application/>.

1 products.

2 **E. Defendants Did Not Disclose Known Harms Associated with the Extraction,**
3 **Promotion and Consumption of Their Fossil Fuel Products and Instead**
4 **Affirmatively Acted to Obscure Those Harms and Engaged in a Concerted**
5 **Campaign to Evade Regulation.**

6 110. By 1988, Defendants had amassed a compelling body of knowledge about the role
7 of anthropogenic greenhouse gases, and specifically those emitted from the normal use of
8 Defendants' fossil fuel products, in causing global warming and sea level rise and the attendant
9 consequences for human communities and the environment. On notice that their products were
10 causing global climate change and dire effects on the planet, Defendants were faced with the
11 decision of whether to take steps to limit the damages their fossil fuel products were causing and
12 would continue to cause for virtually every one of Earth's inhabitants, including the County of
13 Marin and its citizens.

14 111. Defendants at any time before or thereafter could and should reasonably have taken
15 any of a number of steps to mitigate the damages caused by their fossil fuel products, and their
16 own comments reveal an awareness of what some of these steps may have been. Defendants should
17 have made reasonable warnings to consumers, the public, and regulators of the dangers known to
18 Defendants of the unabated consumption of their fossil fuel products, and they should have taken
19 reasonable steps to limit the potential greenhouse gas emissions arising out of their fossil fuel
20 products.

21 112. But several key events during the period 1988–1992 appear to have prompted
22 Defendants to change their tactics from general research and internal discussion on climate change
23 to a public campaign aimed at evading regulation of their fossil fuel products and/or emissions
24 therefrom. These include:

- 25 a. In 1988, National Aeronautics and Space Administration (NASA) scientists
26 confirmed that human activities were actually contributing to global
27 warming.¹⁰⁵ On June 23 of that year, NASA scientist James Hansen's

28 ¹⁰⁵ See Peter C. Frumhoff et al., The Climate Responsibilities of Industrial Carbon Producers, *Climatic Change*, Vol. 132, 161 (2015).

1 presentation of this information to Congress engendered significant news
2 coverage and publicity for the announcement, including coverage on the
3 front page of the New York Times.

4 b. On July 28, 1988, Senator Robert Stafford and four bipartisan co-sponsors
5 introduced S. 2666, “The Global Environmental Protection Act,” to regulate
6 CO₂ and other greenhouse gases. Four more bipartisan bills to significantly
7 reduce CO₂ pollution were introduced over the following ten weeks, and in
8 August, U.S. Presidential candidate George H.W. Bush pledged that his
9 presidency would “combat the greenhouse effect with the White House
10 effect.”¹⁰⁶ Political will in the United States to reduce anthropogenic
11 greenhouse gas emissions and mitigate the harms associated with
12 Defendants’ fossil fuel products was gaining momentum.

13 c. In December 1988, the United Nations formed the Intergovernmental Panel
14 on Climate Change (IPCC), a scientific panel dedicated to providing the
15 world’s governments with an objective, scientific analysis of climate
16 change and its environmental, political, and economic impacts.

17 d. In 1990, the IPCC published its First Assessment Report on anthropogenic
18 climate change,¹⁰⁷ in which it concluded that (1) “there is a natural
19 greenhouse effect which already keeps the Earth warmer than it would
20 otherwise be,” and (2) that

21 emissions resulting from human activities are substantially
22 increasing the atmospheric concentrations of the greenhouse
23 gases carbon dioxide, methane, chlorofluorocarbons (CFCs) and
24 nitrous oxide. These increases will enhance the greenhouse
25 effect, resulting on average in an additional warming of the

26
27 ¹⁰⁶ New York Times, The White House and the Greenhouse, May 9, 1998,

<http://www.nytimes.com/1989/05/09/opinion/the-white-house-and-the-greenhouse.html>.

28 ¹⁰⁷ See IPCC, Reports, http://www.ipcc.ch/publications_and_data/publications_and_data_reports.shtml.

1 Earth's surface. The main greenhouse gas, water vapour, will
2 increase in response to global warming and further enhance it.¹⁰⁸

3 The IPCC reconfirmed these conclusions in a 1992 supplement to
4 the First Assessment report.¹⁰⁹

5 e. The United Nations began preparation for the 1992 Earth Summit in Rio de
6 Janeiro, Brazil, a major, newsworthy gathering of 172 world governments,
7 of which 116 sent their heads of state. The Summit resulted in the United
8 Nations Framework Convention on Climate Change (UNFCCC), an
9 international environmental treaty providing protocols for future
10 negotiations aimed at “stabiliz[ing] greenhouse gas concentrations in the
11 atmosphere at a level that would prevent dangerous anthropogenic
12 interference with the climate system.”¹¹⁰

13 113. These world events marked a shift in public discussion of climate change, and the
14 initiation of international efforts to curb anthropogenic greenhouse emissions – developments that
15 had stark implications for, and would have diminished the profitability of, Defendants’ fossil fuel
16 products.

17 114. But rather than collaborating with the international community by acting to
18 forestall, or at least decrease, their fossil fuel products’ contributions to global warming, sea level
19 rise, and injuries to Marin and other coastal communities, Defendants embarked on a decades-long
20 campaign designed to maximize continued dependence on their products and undermine national
21 and international efforts like the Kyoto Protocol to rein in greenhouse gas emissions.

22 115. Defendants’ campaign, which focused on concealing, discrediting, and/or
23 misrepresenting information that tended to support restricting consumption of (and thereby
24 decreasing demand for) Defendants’ fossil fuel products, took several forms. The campaign
25

26 ¹⁰⁸ IPCC, Climate Change: The IPCC Scientific Assessment, Policymakers Summary (1990),
27 http://www.ipcc.ch/ipccreports/far/wg_I/ipcc_far_wg_I_spm.pdf.

¹⁰⁹ IPCC, 1992 IPCC Supplement to the First Assessment Report (1992),
http://www.ipcc.ch/publications_and_data/publications_ipcc_90_92_assessments_far.shtml.

28 ¹¹⁰ United Nations, United Nations Framework Convention on Climate Change, Article 2 (1992),
<https://unfccc.int/resource/docs/convkp/conveng.pdf>.

1 enabled Defendants to accelerate their business practice of exploiting fossil fuel reserves, and
2 concurrently externalize the social and environmental costs of their fossil fuel products. These
3 activities stood in direct contradiction to Defendants' own prior recognition that the science of
4 anthropogenic climate change was clear and that the greatest uncertainties involved responsive
5 human behavior, not scientific understanding of the issue.

6 116. Defendants took affirmative steps to conceal, from Plaintiffs and the general public,
7 the foreseeable impacts of the use of their fossil fuel products on the Earth's climate and associated
8 harms to people and communities. Defendants embarked on a concerted public relations campaign
9 to cast doubt on the science connecting global climate change to fossil fuel products and
10 greenhouse gas emissions, in order to influence public perception of the existence of anthropogenic
11 global warming and sea level rise. The effort included promoting their hazardous products through
12 advertising campaigns and the initiation and funding of climate change denialist organizations,
13 designed to influence consumers to continue using Defendants' fossil fuel products irrespective of
14 those products' damage to communities and the environment.

15 117. For example, in 1988, Joseph Carlson, an Exxon public affairs manager, described
16 the "Exxon Position," which included among others, two important messaging tenets: (1)
17 "[e]mphasize the uncertainty in scientific conclusions regarding the potential enhanced
18 Greenhouse Effect;" and (2) "[r]esist the overstatement and sensationalization [sic] of potential
19 greenhouse effect which could lead to noneconomic development of non-fossil fuel resources."¹¹¹

20 118. In 1991, for example, the Information Council for the Environment ("ICE"), whose
21 members included affiliates, predecessors and/or subsidiaries of Defendants, including Peabody,
22 Ohio Valley Coal Company (Murray Energy), Pittsburg and Midway Coal Mining (Chevron), and
23 Island Creek Coal Company (Occidental), launched a national climate change science denial
24 campaign with full-page newspaper ads, radio commercials, a public relations tour schedule,
25 "mailers," and research tools to measure campaign success. Included among the campaign
26 strategies was to "reposition global warming as theory (not fact)." Its target audience included

27
28 ¹¹¹Joseph M. Carlson, Exxon Memo on "The Greenhouse Effect" (August 3, 1988),
<https://assets.documentcloud.org/documents/3024180/1998-Exxon-Memo-on-the-Greenhouse-Effect.pdf>.

1 older less-educated males who are “predisposed to favor the ICE agenda, and likely to be even
2 more supportive of that agenda following exposure to new info” as well as younger, lower-income
3 women likely to be “green” consumers but who “are also most likely to soften their support for
4 federal legislation after hearing new information on global warming.”¹¹² The effort focused on a
5 few select cities for their test marketing; these cities were selected on the basis that the majority of
6 their electricity came from coal, they were home to members of the U.S. House of Representatives
7 Energy and Commerce or Ways and Means committees, and they had low media costs.¹¹³

8 119. An implicit goal of ICE’s advertising campaign was to change public opinion and
9 avoid regulation. A memo from Richard Lawson, president of the National Coal Association asked
10 members to contribute to the ICE campaign with the justification that “policymakers are prepared
11 to act [on global warming]. Public opinion polls reveal that 60% of the American people already
12 believe global warming is a serious environmental problem. Our industry cannot sit on the
13 sidelines in this debate.”¹¹⁴


14 120. The following images are examples of ICE-funded print advertisements
15 challenging the validity of climate science and intended to obscure the scientific consensus on
16 anthropogenic climate change and induce political inertia to address it.¹¹⁵

25 ¹¹² Union of Concerned Scientists, Deception Dossier #5: Coal’s “Information Council on the Environment” Sham,
(1991), http://www.ucsusa.org/sites/default/files/attach/2015/07/Climate-Deception-Dossier-5_ICE.pdf.


26 ¹¹³ Id.

27 ¹¹⁴ Naomi Oreskes, My Facts Are Better Than Your Facts: Spreading Good News about Global Warming (2010), in
Peter Howlett et al., How Well Do Facts Travel?: The Dissemination of Reliable Knowledge, 136-166. Cambridge
University Press. doi:10.1017/CBO9780511762154.008.8

28 ¹¹⁵ Union of Concerned Scientists, Deception Dossier #5: Coal’s “Information Council on the Environment” Sham,
page 47-49 (1991), http://www.ucsusa.org/sites/default/files/attach/2015/07/Climate-Deception-Dossier-5_ICE.pdf.




Who told
you the earth was
warming...
Chicken Little?



Chicken Little's screams about the sky falling was based on a fact that has been out of perspective. There's no hard evidence it is warming. In fact, evidence the Earth is warming is weak. Proof that carbon dioxide has been the primary cause is nonexistent. Climate models cannot accurately predict future global change. And the underlying physics of the climate change are still wide open to debate.

If you care about the earth, but don't want your imagination to run away with you, make sure you get the facts.

Write: Informed Citizens for the Environment, P.O. Box 1553, Grand Forks, North Dakota 58206 or call (701) 746-4373. We'll send you the facts about global warming.



The twentieth century has seen many predictions of global destruction. In the 1950's, some scientists claimed we were in the middle of a disasterous warming trend. In the mid 1970's, others were sure we were entering a new Ice Age. And so on, it's the same with global warming. There's no hard evidence it is occurring. In fact, evidence the Earth is warming is weak. Proof that carbon dioxide has been the primary cause is nonexistent. Climate models cannot accurately predict future global change. And the underlying physics of the climate change are still wide open to debate.

If you care about the environment, but don't care to be pressured into spending money on problems that don't exist, make sure you get the facts.

Write: Informed Citizens for the Environment, P.O. Box 1553, Grand Forks, North Dakota 58206 or call (701) 746-4373. We'll send you the facts about global warming.

121. In 1996, Exxon released a publication called “Global Warming: Who’s Right? Facts about a debate that’s turned up more questions than answers.” In the publication’s preface, Exxon CEO Lee Raymond stated that “taking drastic action immediately is unnecessary since many scientists agree there’s ample time to better understand the climate system.” The subsequent article described the greenhouse effect as “unquestionably real and definitely a good thing,” while ignoring the severe consequences that would result from the influence of the increased CO₂ concentration on the Earth’s climate. Instead, it characterized the greenhouse effect as simply “what makes the earth’s atmosphere livable.” Directly contradicting their own internal reports and peer-reviewed science, the article ascribed the rise in temperature since the late 19th century to “natural fluctuations that occur over long periods of time” rather than to the anthropogenic emissions that Exxon and other scientists had confirmed were responsible. The article also falsely challenged the computer models that projected the future impacts of unabated fossil fuel product consumption, including those developed by Exxon’s own employees, as having been “proved to be inaccurate.” The article contradicted the numerous reports circulated among Exxon’s staff, and by the API, by stating that “the indications are that a warmer world would be far more benign than many imagine...moderate warming would reduce mortality rates in the US, so a slightly warmer climate would be more healthful.” Raymond concluded his preface by attacking advocates for limiting the use of his company’s fossil fuel products as “drawing on bad science, faulty logic, or

1 unrealistic assumptions” – despite the important role that Exxon’s own scientists had played in
2 compiling those same scientific underpinnings.¹¹⁶

3 122. In a speech presented at the World Petroleum Congress in Beijing in 1997 at which
4 many of the Defendants were present, Exxon CEO Lee Raymond reiterated these views. This time,
5 he presented a false dichotomy between stable energy markets and abatement of the marketing,
6 promotion, and sale of fossil fuel products known to Defendants to be hazardous:. He stated:

7
8 Some people who argue that we should drastically curtail our use of fossil fuels
9 for environmental reasons...my belief [is] that such proposals are neither prudent
10 nor practical. With no readily available economic alternatives on the horizon,
11 fossil fuels will continue to supply most of the world’s and this region’s energy
12 for the foreseeable future.

13
14 Governments also need to provide a stable investment climate...They should
15 avoid the temptation to intervene in energy markets in ways that give advantage
16 to one competitor over another or one fuel over another.

17
18 We also have to keep in mind that most of the greenhouse effects comes from
19 natural sources...Leaping to radically cut this tiny sliver of the greenhouse pie on
20 the premise that it will affect climate defies common sense and lacks foundation
21 in our current understanding of the climate system.

22
23 Let’s agree there’s a lot we really don’t know about how climate will change in
24 the 21st century and beyond...It is highly unlikely that the temperature in the
25 middle of the next century will be significantly affected whether policies are
26 enacted now or 20 years from now. It’s bad public policy to impose very costly
27 regulations and restrictions when their need has yet to be proven.¹¹⁷

28 123. Imperial Oil (ExxonMobil) CEO Robert Peterson falsely denied the established
connection between Defendants’ fossil fuel products and anthropogenic climate change in the
Summer 1998 Imperial Oil Review, “A Cleaner Canada”:

[T]his issue [referring to climate change] has absolutely nothing to do with
pollution and air quality. Carbon dioxide is not a pollutant but an essential
ingredient of life on this planet.... [T]he question of whether or not the trapping of

¹¹⁶ Exxon Corp., Global warming: who’s right?, (1996), <https://www.documentcloud.org/documents/2805542-Exxon-Global-Warming-Whos-Right.html>.

¹¹⁷ Lee R. Raymond, Energy – Key to growth and a better environment for Asia-Pacific nations, World Petroleum Congress (October 13, 1997), <https://assets.documentcloud.org/documents/2840902/1997-Lee-Raymond-Speech-at-China-World-Petroleum.pdf>.

1 'greenhouse gases will result in the planet's getting warmer...has no connection
2 whatsoever with our day-to-day weather.

3 There is absolutely no agreement among climatologists on whether or not the planet
4 is getting warmer, or, if it is, on whether the warming is the result of man-made
5 factors or natural variations in the climate...I feel very safe in saying that the view
6 that burning fossil fuels will result in global climate change remains an unproved
7 hypothesis.¹¹⁸

8 124. Mobil (ExxonMobil) paid for a series of "advertorials," advertisements located in
9 the editorial section of the New York Times and meant to look like editorials rather than paid ads.
10 These ads discussed various aspects of the public discussion of climate change and sought to
11 undermine the justifications for tackling greenhouse gas emissions as unsettled science. The 1997
12 advertorial below¹¹⁹ argued that economic analysis of emissions restrictions was faulty and
13 inconclusive and therefore a justification for delaying action on climate change.

14 \\ \

15

16

17

18

19

20

21

22

23

24

25

26

27

28

¹¹⁸ Robert Peterson, A Cleaner Canada in Imperial Oil Review (Summer 1998),
<http://www.documentcloud.org/documents/2827818-1998-Imperial-Oil-Robert-Peterson-A-Cleaner-Canada.html>
¹¹⁹ Mobil, When Facts Don't Square with the Theory, Throw Out the Facts (1997) New York Times, A31 (August
14, 1997), <https://www.documentcloud.org/documents/705550-mob-nyt-1997-aug-14-whenfactsdonsquare.html>.

like race,

But when we no longer allow those choices, both civility and common sense will have been diminished. □

who was dragged from his sister's car by police officers and shot in the face at point-blank range. The cops

who have the power to do something about those officers, but choose not to. □

ep

utionary.
i veto, Con-
layer in the
sident who
tion passed
ongress by
ower as a
Cain of Ari-
e line item
very incen-
use it judi-
t egregious

ver his mol-
lish budget
wo-thirds of
r, good rid-
i being arbi-
ss can man-
i — as it did
he stronger

item veto in
n President,
igled to op-
Democratic
vatives who
re for many
nt Clinton.
lers may ob-
a their budg-
resident has
ine item veto
of budgetary
substantive
resold budg-
promoting. □

e

ig apart and
e're talking
option. Joseph
e Hutelmyer
ad an affair
He is respon-
certainly, but

ses in divorce
decades have
t many wives
iven them no
the antiquat-
ction" law is
e state where
t Dorothy Hu-
in the courts?
a victory for
ilues, as some
it's not even a
nost women in
only 12 states
ition of affec-

is a vindica-
ceful Dorothy
k a jury of her
is justified. In
they came in
porting her.
at? □

When facts don't square with the theory, throw out the facts



That seems to characterize the administration's attitude on two of its own studies which show that international efforts to curb global warming could spark a big run-up in energy prices.

For months, the administration—playing its cards close to the vest—has promised to provide details of the emission reduction plan it will put on the table at the climate change meeting in Kyoto, Japan, later this year. It also promised to evaluate the economics of that policy and measure its impact. Those results are important because the proposals submitted by other countries thus far would be disruptive and costly to the U.S. economy.

Yet, when the results from its own economic models were finally generated, the administration started distancing itself from the findings and models that produced them. The administration's top economic advisor said that economic models can't provide a "definitive answer" on the impact of controlling emissions. The effort, she said, was "futile." At best, the models can only provide a "range of potential impacts."

Frankly, we're puzzled. The White House has promised to lay the economic facts before the public. Yet, the administration's top advisor said such an analysis won't be based on models and it will "preclude...detailed numbers." If you don't provide numbers and don't rely on models, what kind of rigorous economic examination can Congress and the public expect?

We're also puzzled by ambivalence over models. The administration downplays the utility of economic models to forecast cost impacts 10–15 years from now, yet its negotiators accept as gospel the 50–100-year predictions of global warming that have been generated by climate models—many of which have been criticized as seriously flawed.

The second study, conducted by Argonne National Laboratory under a contract with the Energy Department, examined what would

happen if the U.S. had to commit to higher energy prices under the emission reduction plans that several nations had advanced last year. Such increases, the report concluded, would result in "significant reductions in output and employment" in six industries—aluminum, cement, chemical, paper and pulp, petroleum refining and steel.

Hit hardest, the study noted, would be the chemical industry, with estimates that up to 30 percent of U.S. chemical manufacturing capacity would move offshore to developing countries. Job losses could amount to some 200,000 in that industry, with another 100,000 in the steel sector. And despite the substantial loss of U.S. jobs and manufacturing capacity, the net emission reduction could be insignificant since developing countries will not be bound by the emission targets of a global warming treaty.

Downplaying Argonne's findings, the Energy Department noted that the study used outdated energy prices (mid-1996), didn't reflect the gains that would come from international emissions trading and failed to factor in the benefits of accelerated developments in energy efficiency and low-carbon technologies.

What it failed to mention is just what these new technologies are and when we can expect their benefits to kick in. As for emissions trading, many economists have theorized about the role they could play in reducing emissions, but few have grappled with the practicality of implementing and policing such a scheme.

We applaud the goals the U.S. wants to achieve in these upcoming negotiations—namely, that a final agreement must be "flexible, cost-effective, realistic, achievable and ultimately global in scope." But until we see the details of the administration's policy, we are concerned that plans are being developed in the absence of rigorous economic analysis. Too much is at stake to simply ignore facts that don't square with preconceived theories.

Mobil The energy
to make a difference.

<http://www.mobil.com>

©1997 Mobil Corporation

1 125. In 1998, API, on behalf of Defendants, among other fossil fuel companies and
2 organizations supported by fossil fuel corporate grants, developed a Global Climate Science
3 Communications Plan that stated that unless “climate change becomes a non-issue . . . there may
4 be no moment when we can declare victory for our efforts.” Rather, API proclaimed that “[v]ictory
5 will be achieved when . . . average citizens ‘understand’ (recognize) uncertainties in climate
6 science; [and when] recognition of uncertainties becomes part of the ‘conventional wisdom.’”¹²⁰
7 The multi-million-dollar, multi-year proposed budget included public outreach and the
8 dissemination of educational materials to schools to “begin to erect a barrier against further efforts
9 to impose Kyoto-like measures in the future”¹²¹ – a blatant attempt to disrupt international efforts,
10 pursuant to the UNFCCC, to negotiate a treaty that curbed greenhouse gas emissions.

11 126. Soon after, API distributed a memo to its members identifying public agreement on
12 fossil fuel products’ role in climate change as its highest priority issue.¹²² The memorandum
13 illuminates API’s and Defendants’ concern over the potential regulation of Defendants’ fossil fuel
14 products: “Climate is at the center of the industry’s business interests. Policies limiting carbon
15 emissions reduce petroleum product use. That is why it is API’s highest priority issue and defined
16 as ‘strategic.’”¹²³ Further, the API memo stresses many of the strategies that Defendants
17 individually and collectively utilized to combat the perception of their fossil fuel products as
18 hazardous. These included:

- 19 a. Influencing the tenor of the climate change “debate” as a means to establish
20 that greenhouse gas reduction policies like the Kyoto Protocol were not
21 necessary to responsibly address climate change;

24 ¹²⁰ Joe Walker, E-mail to Global Climate Science Team, attaching the Draft Global Science Communications Plan
25 (April 3, 1998), <https://assets.documentcloud.org/documents/784572/api-global-climate-science-communications-plan.pdf>.

26 ¹²¹ Joe Walker, E-mail to Global Climate Science Team, attaching the Draft Global Science Communications Plan
27 (April 3, 1998), <https://assets.documentcloud.org/documents/784572/api-global-climate-science-communications-plan.pdf>.

28 ¹²² Committee on Oversight and Government Reform, Allegations of Political Interference with Government Climate Change Science, page 51 (March 19, 2007), <https://ia601904.us.archive.org/25/items/gov.gpo.fdsys.CHRG-110hhr37415/CHRG-110hhr37415.pdf>.

¹²³ Id.

1
2
3
4
5
6
7
8
9
10
11
12
13
14
15
16
17
18
19
20
21
22
23
24
25
26
27
28

- b. Maintaining strong working relationships between government regulators and communications-oriented organizations like the Global Climate Coalition, the Heartland Institute, and other groups carrying Defendants’ message minimizing the hazards of the unabated use of their fossil fuel products and opposing regulation thereof;
- c. Building the case for (and falsely dichotomizing) Defendants’ positive contributions to a “long-term approach” (ostensibly for regulation of their products) as a reason for society to reject short term fossil fuel emissions regulations, and engaging in climate change science uncertainty research; and
- d. Presenting Defendants’ positions on climate change in domestic and international forums, including by preparing rebuttals to IPCC reports.

127. Additionally, Defendants mounted a campaign against regulation of their business practices in order to continue placing their fossil fuel products into the stream of commerce, despite their own knowledge and the growing national and international scientific consensus about the hazards of doing so. These efforts came despite Defendants’ recent recognition that “risks to nearly every facet of life on Earth . . . could be avoided only if timely steps were taken to address climate change.”¹²⁴

128. The Global Climate Coalition (GCC), on behalf of Defendants and other fossil fuel companies, funded advertising campaigns and distributed material to generate public uncertainty around the climate debate, with the specific purpose of preventing U.S. adoption of the Kyoto Protocol, despite the leading role that the U.S. had played in the Protocol negotiations.¹²⁵ Despite an internal primer stating that various “contrarian theories” [i.e., climate change skepticism] do

¹²⁴ Neela Banerjee, Exxon’s Oil Industry Peers Knew About Climate Dangers in the 1970s, Too, Inside Climate News (December 22, 2015), <https://insideclimatenews.org/news/22122015/exxon-mobil-oil-industry-peers-knew-about-climate-change-dangers-1970s-american-petroleum-institute-api-shell-chevron-texaco>.

¹²⁵ Neela Banerjee, Exxon’s Oil Industry Peers Knew About Climate Dangers in the 1970s, Too, Inside Climate News (December 22, 2015), <https://insideclimatenews.org/news/22122015/exxon-mobil-oil-industry-peers-knew-about-climate-change-dangers-1970s-american-petroleum-institute-api-shell-chevron-texaco>.

1 not “offer convincing arguments against the conventional model of greenhouse gas emission-
2 induced climate change,” GCC excluded this section from the public version of the backgrounder
3 and instead funded efforts to promote some of those same contrarian theories over subsequent
4 years.¹²⁶

5 129. The efforts by the Defendants and other fossil fuel interests to sow uncertainty and
6 prevent regulation have been successful. GCC and its cohorts staved off greenhouse gas regulation
7 in the U.S., as indicated by U.S. Undersecretary of State Paula Dobriansky’s talking points
8 compiled before a 2001 meeting with GCC representatives: “POTUS [President of the United
9 States] rejected Kyoto, in part, based on [GCC’s] input.”¹²⁷ When GCC disbanded later that year,
10 it commemorated the occasion on its website by stating that “the industry voice on climate change
11 has served its purpose by contributing to a new national approach to global warming.”¹²⁸

12 130. A key strategy in Defendants’ efforts to discredit scientific consensus on climate
13 change and the IPCC was to bankroll scientists who, although accredited, held fringe opinions that
14 were even more questionable given the sources of their research funding. These scientists obtained
15 part or all of their research budget from Defendants directly or through Defendant-funded
16 organizations like API,¹²⁹ but they frequently failed to disclose their fossil fuel industry
17 underwriters.¹³⁰

18 131. Creating a false sense of disagreement in the scientific community (despite the
19 consensus that its own scientists, experts, and managers had previously acknowledged) has had an
20 evident impact on public opinion. A 2007 Yale University-Gallup poll found that while 71% of
21

22 ¹²⁶ Gregory J. Dana, Memo to AIAM Technical Committee Re: Global Climate Coalition (GCC) – Primer on
23 Climate Change Science – Final Draft, Association of International Automobile Manufacturers (January 18, 1996),
<http://www.webcitation.org/6FyqHawb9>.

24 ¹²⁷ Ken Brill, Briefing Memorandum to Under Secretary Dobriansky, Your Meeting with members of the Global
25 Climate Coalition, June 21, 2001, 9:10 – 9:50 a.m., United States Department of State (June 20, 2001),
<http://insideclimatenews.org/sites/default/files/documents/Global%20Climate%20Coalition%20Meeting%20%282001%29.pdf>.

26 ¹²⁸ Global Climate Coalition, A Voice for Business in the Global Warming Debate (April 3, 2001)
<https://web.archive.org/web/20030408231206/http://globalclimate.org/index.htm>.

27 ¹²⁹ Willie Soon and Sallie Baliunas, Proxy Climatic and Environmental Changes of the Past 1000 Years, Climate
28 Research 23, 88-110 (January 31, 2003), <http://www.int-res.com/articles/cr2003/23/c023p089.pdf>.

¹³⁰ Newsdesk, Smithsonian Statement: Dr. Wei-Hock (Willie) Soon, Smithsonian (February 26, 2015),
<http://newsdesk.si.edu/releases/smithsonian-statement-dr-wei-hock-willie-soon>.

1 Americans personally believed global warming was happening, only 48% believed that there was
2 a consensus among the scientific community, and 40% believed there was a lot of disagreement
3 among scientists over whether global warming was occurring.¹³¹

4 132. 2007 was the same year the IPCC published its Fourth Assessment Report, in which
5 it concluded that “there is *very high confidence* that the net effect of human activities since 1750
6 has been one of warming.”¹³² The IPCC defined “very high confidence” as at least a 9 out of 10
7 chance.¹³³

8 133. Defendants borrowed pages out of the playbook of prior denialist campaigns. A
9 “Global Climate Science Team” (“GCST”) was created that mirrored a front group created by the
10 tobacco industry, known as The Advancement of Sound Science Coalition, whose purpose was to
11 sow uncertainty about the fact that cigarette smoke is carcinogenic. The GCST’s membership
12 included Steve Milloy (a key player on the tobacco industry’s front group), Exxon’s senior
13 environmental lobbyist; an API public relations representative; and representatives from Chevron
14 and Southern Company that drafted API’s 1998 Communications Plan. There were no scientists
15 on the “Global Climate Science Team.” GCST developed a strategy to spend millions of dollars
16 manufacturing climate change uncertainty. Between 2000 and 2004, Exxon donated \$110,000 to
17 Milloy’s efforts and another organization, the Free Enterprise Education Institute and \$50,000 to
18 the Free Enterprise Action Institute, both registered to Milloy’s home address.¹³⁴

19 134. Defendants by and through their trade association memberships, worked directly,
20 and often in a deliberately obscured manner, to evade regulation of the emissions resulting from
21 use of their fossil fuel products. For instance, the American Coalition for Clean Coal Electricity
22

23 ¹³¹ American Opinions on Global Warming: A Yale/Gallup/Clearvision Poll, Yale Program on Climate Change
24 Communication (July 31, 2007), <http://climatecommunication.yale.edu/publications/american-opinions-on-global-warming/>

25 ¹³² IPCC, 2007: Summary for Policymakers, page 3 (emphasis in original), Climate Change 2007: The Physical
26 Science Basis. Contribution of Working Group I to the Fourth Assessment Report of the Intergovernmental Panel on
Climate Change (2007), <https://www.ipcc.ch/pdf/assessment-report/ar4/wg1/ar4-wg1-spm.pdf>.

27 ¹³³ Id.

28 ¹³⁴ Seth Shulman et al. Smoke, Mirrors & Hot Air: How ExxonMobil Uses Big Tobacco’s Tactics to Manufacture
Uncertainty on Climate Science, Union of Concerned Scientists, 19 (January 2007),
http://www.ucsusa.org/sites/default/files/legacy/assets/documents/global_warming/exxon_report.pdf.

1 (ACCCE), on behalf of Defendants, hired a lobbying firm, which posed as various nonprofits and
2 sent letters to persuade members of Congress to vote against the American Clean Energy and
3 Security Act of 2009, which would have imposed a carbon cap and trade program in the U.S.¹³⁵
4 Instead, the letters falsely and misleadingly purported to come from groups representing local
5 minority communities, including a local NAACP chapter and a Latino advocacy group.¹³⁶

6 135. The same year, in 2009, a leaked email revealed a campaign by API to organize
7 “grass roots” rallies of “energy citizens” to coincide with the United States Congress’s August
8 recess, to oppose the Clean Energy and Security Act, the climate change bill that had just passed
9 the House and was headed to the Senate for debate.¹³⁷ Ostensibly intended to “allow people to
10 voice their concerns” and opposing the need for concerted efforts to combat climate change, emails
11 from API to its members state that “it’s important our views be heard,” and that “success for these
12 events will be the diversity of the participants expressing the same message,” which was ultimately
13 misleading and contrary to the acknowledged scientific consensus.¹³⁸ The purpose of the events
14 was to “put a human face” on the industry’s misleading and unsupported position and to reinforce
15 that misleading position in the minds of the public. The same emails to API members stated that
16 “our messages on [similar] legislation work extremely well and are very persuasive with the
17 general public and policy influentials.” Moreover, the email stated that API would “provide the
18 up-front resources to ensure logistical issues do not become a problem,” but insisted that member
19 companies “provide significant attendance.”¹³⁹

20 136. Emails between American Fuel & Petrochemical Manufacturers (“AFPM”), a
21 national lobbying group, and the office of then-Oklahoma Attorney General Scott Pruitt evidence
22

23 ¹³⁵ Union of Concerned Scientists, Deception Dossier #4: American Coalition for Clean Coal Electricity Forged
24 Letters (2009) [http://www.ucsusa.org/sites/default/files/attach/2015/07/Climate-Deception-Dossier-4_ACCCE-](http://www.ucsusa.org/sites/default/files/attach/2015/07/Climate-Deception-Dossier-4_ACCCE-forged-letters.pdf)
[forged-letters.pdf](http://www.ucsusa.org/sites/default/files/attach/2015/07/Climate-Deception-Dossier-4_ACCCE-forged-letters.pdf).

25 ¹³⁶ Brian McNeill, Lobbying letters to Perriello found to be fakes, *Richmond Times-Dispatch* (Aug. 1, 2009)
[http://www.richmond.com/news/lobbying-letters-to-perriello-found-to-be-fakes/article_3f8f5a2b-cf38-54d9-98f7-](http://www.richmond.com/news/lobbying-letters-to-perriello-found-to-be-fakes/article_3f8f5a2b-cf38-54d9-98f7-ba21c4eb51fe.html)
[ba21c4eb51fe.html](http://www.richmond.com/news/lobbying-letters-to-perriello-found-to-be-fakes/article_3f8f5a2b-cf38-54d9-98f7-ba21c4eb51fe.html).

26 ¹³⁷ Alex Kaplun, ‘Energy Citizens’ Take Aim at Climate Legislation, *N.Y. Times* (Aug. 12, 2009)
<http://www.nytimes.com/gwire/2009/08/12/gwire-energy-citizens-take-aim-at-climate-legislatio-54732.html>.

27 ¹³⁸ Phil Radford, Letter to Jack Gerard, President & CEO of API, Greenpeace (August 2009)
<https://www.desmogblog.com/sites/beta.desmogblog.com/files/GP%20API%20letter%20August%202009-1.pdf>.

28 ¹³⁹ Id.

1 an effort to influence EPA regulations that would have mitigated reliance on Defendants' fossil
2 fuel products by requiring renewable fuel production.¹⁴⁰ BP Petrochemicals, BP Products North
3 America, Chevron U.S.A. Inc., CITGO Petroleum Corporation, Exxon Mobil Corporation,
4 Occidental Chemical Corporation, Phillips 66, Shell Chemical Company, Total Petrochemicals &
5 Refining USA, Inc., are among AFPM's members.

6 137. A 2014 presentation revealed that the Western States Petroleum Association, on
7 behalf of Defendants, among other fossil fuel companies, funded dozens of supposedly grassroots
8 organizations to block progressive energy regulation.¹⁴¹ This practice is called "astroturfing":
9 astroturf is meant to look like grass, but it is fake. Similarly, large companies and corporate
10 organizations like WSPA fund fake grassroots movements in an effort to gain credibility from the
11 public, who does not know the true source of the propaganda.

12 138. Beyond direct interference, Defendants have funded dozens of think tanks, front
13 groups, lobbyists, and dark money foundations pushing climate change denial. These include the
14 Competitive Enterprise Institute, the Heartland Institute, Frontiers for Freedom, Committee for a
15 Constructive Tomorrow, and Heritage Foundation. From 1998 to 2014 ExxonMobil spent almost
16 \$31 million funding numerous organizations misrepresenting the scientific consensus that
17 Defendants' fossil fuel products were causing climate change, sea level rise, and injuries to Marin,
18 among other coastal communities.¹⁴² Several Defendants have been linked to other groups that
19 undermine the scientific basis linking Defendants' fossil fuel products to climate change and sea
20 level rise, including the Energy & Environment Legal Institute (Arch Coal)¹⁴³ and the Frontiers of
21 Freedom Institute, the George C. Marshall Institute, and the Center for the Study of Carbon
22 Dioxide and Global Change (Peabody Energy).¹⁴⁴

23
24 ¹⁴⁰ Email chain from Moskowitz to Eubanks, Renewable Fuel Standard -Background Information (July 13, 2013)
<https://www.documentcloud.org/documents/3472961-2013-Pruitt-and-American-Fuel-and-Petrochemical.html>.

25 ¹⁴¹ WSPA Priority Issues, Western States Petroleum Association (November 11, 2014)
https://www.indybay.org/uploads/2014/12/12/washington_research_council_-_cathy_reheis-boyd.pdf.

26 ¹⁴² ExxonSecrets.org, ExxonMobil Climate Denial Funding 1998-2014 <http://exxonsecrets.org/html/index.php>.

27 ¹⁴³ Seth Shulman et al. Smoke, Mirrors & Hot Air: How ExxonMobil Uses Big Tobacco's Tactics to Manufacture
Uncertainty on Climate Science, Union of Concerned Scientists, 19 (January 2007),

http://www.ucsusa.org/sites/default/files/legacy/assets/documents/global_warming/exxon_report.pdf.

28 ¹⁴⁴ In re: Peabody Energy Corporation, et al., (E.D. Mo.), Certificate of Service, Doc. Number 602, 140 (May 27,
2016), <https://www.documentcloud.org/documents/2859772>.

1 139. Exxon acknowledged its own previous success in sowing uncertainty and slowing
2 mitigation through funding of climate denial groups. In its 2007 Corporate Citizenship Report,
3 Exxon declared: “In 2008, we will discontinue contributions to several public policy research
4 groups whose position on climate change could divert attention from the important discussion on
5 how the world will secure the energy required for economic growth in an environmentally
6 responsible manner.”¹⁴⁵ Despite this pronouncement, Exxon remained financially associated with
7 several such groups after the report’s publication.

8 140. Defendants could have contributed to the global effort to mitigate the impacts of
9 greenhouse gas emissions by, for example delineating practical policy goals and regulatory
10 structures that would have allowed them to continue their business ventures while reducing
11 greenhouse gas emissions and supporting a transition to a lower carbon future. Instead, Defendants
12 undertook a momentous effort to evade international and national regulation of greenhouse gas
13 emissions to enable them to continue unabated fossil fuel production.

14 141. As a result of Defendants’ tortious, false and misleading conduct, reasonable
15 consumers of Defendants’ fossil fuel products and policy-makers, have been deliberately and
16 unnecessarily deceived about: the role of fossil fuel products in causing global warming and sea
17 level rise; the acceleration of global warming since the mid-20th century and the continuation
18 thereof; and about the fact that the continued increase in fossil fuel product consumption that
19 creates severe environmental threats and significant economic costs for coastal communities,
20 including Marin County. Reasonable consumers and policy makers have also been deceived about
21 the depth and breadth of the state of the scientific evidence on anthropogenic climate change, and
22 in particular, on the strength of the scientific consensus demonstrating the role of fossil fuels in
23 causing both climate change and a wide range of potentially destructive impacts, including sea
24 level rise.

25
26
27
28

¹⁴⁵ ExxonMobil, 2007 Corporate Citizenship Report (December 31, 2007).

1 **F. In Contrast to their Public Statements, Defendants' Internal Actions**
2 **Demonstrate their Awareness of and Intent to Profit from the Unabated Use**
3 **of Fossil Fuel Products.**

4 142. In contrast to their public-facing efforts challenging the validity of the scientific
5 consensus about anthropogenic climate change, Defendants' acts and omissions evidence their
6 internal acknowledgement of the reality of sea level rise and its likely consequences. These actions
7 include, but are not limited to, making multi-billion-dollar infrastructure investments for their own
8 operations that acknowledge the reality of coming anthropogenic climate-related change. These
9 investments included (among others), raising offshore oil platforms to protect against sea level
10 rise; reinforcing offshore oil platforms to withstand increased wave strength and storm severity;
11 and developing and patenting designs for equipment intended to extract crude oil and/or natural
12 gas in areas previously unreachable because of the presence of polar ice sheets.¹⁴⁶

13 143. For example, in 1973 Exxon obtained a patent for a cargo ship capable of breaking
14 through sea ice¹⁴⁷ and for an oil tanker¹⁴⁸ designed specifically for use in previously unreachable
15 areas of the Arctic.

16 144. In 1974, Chevron obtained a patent for a mobile arctic drilling platform designed
17 to withstand significant interference from lateral ice masses,¹⁴⁹ allowing for drilling in areas with
18 increased ice floe movement due to elevated temperature.

19 145. That same year, Texaco (Chevron) worked toward obtaining a patent for a method
20 and apparatus for reducing ice forces on a marine structure prone to being frozen in ice through
21 natural weather conditions,¹⁵⁰ allowing for drilling in previously unreachable Arctic areas that
22 would become seasonally accessible.

23
24 ¹⁴⁶ Amy Lieberman and Suzanne Rust, Big Oil braced for global warming while it fought regulations, L.A. Times
(December 31, 2015) <http://graphics.latimes.com/oil-operations/>.

25 ¹⁴⁷ Patents, Icebreaking cargo vessel, Exxon Research Engineering Co. (April 17, 1973)
<https://www.google.com/patents/US3727571>.

26 ¹⁴⁸ Patents, Tanker vessel, Exxon Research Engineering Co. (July 17, 1973)
<https://www.google.com/patents/US3745960>.

27 ¹⁴⁹ Patents, Arctic offshore platform, Chevron Res (August 27, 1974) <https://www.google.com/patents/US3831385>.

28 ¹⁵⁰ Patents, Mobile, arctic drilling and production platform, Texaco Inc. (February 26, 1974)
<https://www.google.com/patents/US3793840>.

1 146. Shell obtained a patent similar to Texaco’s (Chevron) in 1984.¹⁵¹

2 147. In 1989, Norske Shell, Royal Dutch Shell’s Norwegian subsidiary, altered designs
3 for a natural gas platform planned for construction in the North Sea to account for anticipated sea
4 level rise. Those design changes were ultimately carried out by Shell’s contractors, adding
5 substantial costs to the project.¹⁵²

6 a. The Troll field, off the Norwegian coast in the North Sea, was proven to
7 contain large natural oil and gas deposits in 1979, shortly after Norske Shell
8 was approved by Norwegian oil and gas regulators to operate a portion of
9 the field.

10 b. In 1986, the Norwegian parliament granted Norske Shell authority to
11 complete the first development phase of the Troll field gas deposits, and
12 Norske Shell began designing the “Troll A” gas platform, with the intent to
13 begin operation of the platform in approximately 1995. Based on the very
14 large size of the gas deposits in the Troll field, the Troll A platform was
15 projected to operate for approximately 70 years.

16 c. The platform was originally designed to stand approximately 100 feet above
17 sea level—the amount necessary to stay above waves in a once-in-a-century
18 strength storm.

19 d. In 1989, Shell engineers revised their plans to increase the above-water
20 height of the platform by 3–6 feet, specifically to account for higher
21 anticipated average sea levels and increased storm intensity due to global
22 warming over the platform’s 70-year operational life.¹⁵³

23 e. Shell projected that the additional 3–6 feet of above-water construction
24 would increase the cost of the Troll A platform by as much as \$40 million.

25
26 ¹⁵¹ Patents, Arctic offshore platform, Shell Oil Company (January 24, 1984)
<https://www.google.com/patents/US4427320>.

27 ¹⁵² Greenhouse Effect: Shell Anticipates A Sea Change, N.Y. Times (December 20, 1989)
<http://www.nytimes.com/1989/12/20/business/greenhouse-effect-shell-anticipates-a-sea-change.html>.

28 ¹⁵³ Id.; Amy Lieberman and Suzanne Rust, Big Oil braced for global warming while it fought regulations, L.A.
Times (December 31, 2015), <http://graphics.latimes.com/oil-operations/>.

1 **G. Defendants’ Actions Prevented the Development of Alternatives That Would**
2 **Have Eased the Transition to a Less Fossil Fuel Dependent Economy.**

3 148. The harms and benefits of Defendants’ conduct can be balanced in part by weighing
4 the social benefit of extracting and burning a unit of fossil fuels against the costs that a unit of fuel
5 imposes on society, known as the “social cost of carbon” or “SCC.”

6 149. Because climatic responses to atmospheric temperature increases are non-linear,
7 and because greenhouse gas pollution accumulates in the atmosphere, some of which does not
8 dissipate for potentially thousands of years (namely CO₂), there is broad agreement that SCC
9 increases as emissions rise, and as the climate warms. Relatedly, as atmospheric CO₂ levels and
10 surface temperature increase, the costs of remediating any individual environmental injury—for
11 example infrastructure to mitigate sea level rise, and changes to agricultural processes—also
12 increases. In short, each additional ton of CO₂ emitted into the atmosphere will have a greater net
13 social cost as emissions increase, and each additional ton of CO₂ will have a greater net social cost
14 as global warming accelerates.

15 150. A critical corollary of the non-linear relationship between atmospheric CO₂
16 concentrations and SCC is that delayed efforts to curb those emissions have increased
17 environmental harms and increase the magnitude and cost to remediate harms that have already
18 occurred or are locked in by previous emissions. Therefore, Defendants’ campaign to obscure the
19 science of climate change and to expand the extraction and use of fossil fuels greatly increased
20 and continues to increase the harms and rate of harms suffered by the County and the People.

21 151. The consequences of delayed action on climate change, exacerbated by Defendants’
22 actions, has already drastically increased the cost of mitigating further harm. Had concerted action
23 begun even as late as 2005, an annual 3.5% reduction in CO₂ emissions to lower atmospheric CO₂
24 to 350 ppm by the year 2100 would have restored earth’s energy balance¹⁵⁴ and halted future global

25 _____
26 ¹⁵⁴ “Climate equilibrium” is the balance between Earth’s absorption of solar energy and its own energy radiation.
27 Earth is currently out of equilibrium due to the influence of anthropogenic greenhouse gases, which prevent
28 radiation of energy into space. Earth therefore warms and move back toward energy balance. Reduction of global
CO₂ concentrations to 350 ppm is necessary to re-achieve energy balance, if the aim is to stabilize climate without
further global warming and attendant sea level rise. *See* James Hansen et al., Assessing “Dangerous Climate

1 warming, although such efforts would not forestall committed sea level rise already locked in.¹⁵⁵
2 If efforts do not begin until 2020, however, a 15% annual reduction will be required to restore the
3 Earth's energy balance by the end of the century.¹⁵⁶ Earlier steps to reduce emissions would have
4 led to smaller —and less disruptive— measures needed to mitigate the impacts of fossil fuel
5 production.

6 152. The costs of inaction and the opportunities to confront anthropogenic climate
7 change and sea level rise caused by normal consumption of their fossil fuel products, were not lost
8 on Defendants. In a 1997 speech by John Browne, Group Executive for BP America, at Stanford
9 University, Browne described Defendants' and the entire fossil fuel industry's responsibility and
10 opportunities to reduce use of fossil fuel products, reduce global CO₂ emissions, and mitigate the
11 harms associated with the use and consumption of such products:

12 A new age demands a fresh perspective of the nature of society and responsibility.

13 We need to go beyond analysis and to take action. It is a moment for change and
14 for a rethinking of corporate responsibility. . . .

15 [T]here is now an effective consensus among the world's leading scientists and
16 serious and well informed people outside the scientific community that there is a
17 discernible human influence on the climate, and a link between the concentration
of carbon dioxide and the increase in temperature.

18 The prediction of the IPCC is that over the next century temperatures might rise by
19 a further 1 to 3.5 degrees centigrade [1.8° – 6.3° F], and that sea levels might rise
20 by between 15 and 95 centimetres [5.9 and 37.4 inches]. Some of that impact is
probably unavoidable, because it results from current emissions. . . .

21 [I]t would be unwise and potentially dangerous to ignore the mounting concern.

22 The time to consider the policy dimensions of climate change is not when the link
23 between greenhouse gases and climate change is conclusively proven . . . but when
24 the possibility cannot be discounted and is taken seriously by the society of which

25 Change": Required Reduction of Carbon Emissions to Protect Young People, Future Generations and Nature, 8
26 PLOS ONE 1, 4-5 (December 3, 2013), <http://journals.plos.org/plosone/article?id=10.1371/journal.pone.0081648>.

27 ¹⁵⁵ James Hansen et al., Assessing "Dangerous Climate Change": Required Reduction of Carbon Emissions to
Protect Young People, Future Generations and Nature, 8 PLOS ONE 1, 10 (December 3, 2013),
<http://journals.plos.org/plosone/article?id=10.1371/journal.pone.0081648>.

28 ¹⁵⁶ James Hansen et al., Assessing "Dangerous Climate Change": Required Reduction of Carbon Emissions to
Protect Young People, Future Generations and Nature, 8 PLOS ONE 1, 10 (December 3, 2013),
<http://journals.plos.org/plosone/article?id=10.1371/journal.pone.0081648>.

1
2
3
4
5
6
7
8
9
10
11
12
13
14
15
16
17
18
19
20
21
22
23
24
25
26
27
28

we are part. . . .

We [the fossil fuel industry] have a responsibility to act, and I hope that through our actions we can contribute to the much wider process which is desirable and necessary.

BP accepts that responsibility and we're therefore taking some specific steps.

To control our own emissions.

To fund continuing scientific research.

To take initiatives for joint implementation.

To develop alternative fuels for the long term.

And to contribute to the public policy debate in search of the wider global answers to the problem.”¹⁵⁷

153. Despite Defendants’ knowledge of the foreseeable, measurable harms associated with the unabated consumption and use of their fossil fuel products, and despite the existence and Defendants’ knowledge of technologies and practices that could have helped to reduce the foreseeable dangers associated with their fossil fuel products, Defendants continued to market and promote heavy fossil fuel use, dramatically increasing the cost of abatement. At all relevant times, Defendants were deeply familiar with opportunities to reduce the use of their fossil fuel products, reduce global CO₂ emissions associated therewith, and mitigate the harms associated with the use and consumption of such products. Examples of that recognition include, but are not limited to the following:

- a. In 1963, Esso (Exxon) obtained multiple patents on technologies for fuel cells, including on the design of a fuel cell and necessary electrodes,¹⁵⁸ and on a process for increasing the oxidation of a fuel, specifically methanol, to produce electricity in a fuel cell.¹⁵⁹

¹⁵⁷ John Browne, BP Climate Change Speech to Stanford, Climate Files (May 19, 1997), <http://www.climatefiles.com/bp/bp-climate-change-speech-to-stanford/>.

¹⁵⁸ Patents, Fuel cell and fuel cell electrodes, Exxon Research Engineering Co. (December 31, 1963) <https://www.google.com/patents/US3116169>.

¹⁵⁹ Patents, Direct production of electrical energy from liquid fuels, Exxon Research Engineering Co. (December 3, 1963) <https://www.google.com/patents/US3113049>.

1 and production to help regulate and set reduction goals.¹⁶³ Beyond this technological
2 breakthrough, Chevron touted “profitable renewable energy” as part of its business plan for several
3 years and launched a 2010 advertising campaign promoting the company’s move towards
4 renewable energy. Despite all this, Chevron rolled back its renewable and alternative energy
5 projects in 2014.¹⁶⁴

6 156. Similarly, ConocoPhillips’ 2012 Sustainable Development report declared
7 developing renewable energy a priority in keeping with their position on sustainable development
8 and climate change.¹⁶⁵ Their 10-K filing from the same year told a different story: “As an
9 independent E&P company, we are solely focused on our core business of exploring for,
10 developing and producing crude oil and natural gas globally.”¹⁶⁶

11 157. Likewise, while Shell orchestrated an entire public relations campaign around
12 energy transitions towards net zero emissions, a fine-print disclaimer in its 2016 net-zero pathways
13 report reads: “We have no immediate plans to move to a net-zero emissions portfolio over our
14 investment horizon of 10–20 years.”¹⁶⁷

15 158. BP, appearing to abide by the representations Lord Browne made in his speech
16 described in paragraph 153 above, engaged in a rebranding campaign to convey an air of
17 environmental stewardship and renewable energy to its consumers. This included renouncing its
18 membership in the GCC in 2007, changing its name from “British Petroleum” to “BP” while
19 adopting the slogan “Beyond Petroleum,” and adopting a conspicuously green corporate logo.
20 However, BP’s self-touted “alternative energy” investments during this turnaround included
21 investments in natural gas, a fossil fuel, and in 2007 the company reinvested in Canadian tar sands,

22
23
24 ¹⁶³ Chevron, Chevron Press Release – Chevron Introduces New System to Manage Energy Use (September 25,
2001) <https://www.chevron.com/stories/chevron-introduces-new-system-to-manage-energy-use>.

25 ¹⁶⁴ Benjamin Elgin, Chevron Dims the Lights on Green Power, Bloomberg (May 29, 2014)
<https://www.bloomberg.com/news/articles/2014-05-29/chevron-dims-the-lights-on-renewable-energy-projects>.

26 ¹⁶⁵ ConocoPhillips, Sustainable Development (2013) [http://www.conocophillips.com/sustainable-
development/Documents/2013.11.7%201200%20Our%20Approach%20Section%20Final.pdf](http://www.conocophillips.com/sustainable-development/Documents/2013.11.7%201200%20Our%20Approach%20Section%20Final.pdf).

27 ¹⁶⁶ ConocoPhillips Form 10-K, U.S. Securities and Exchange Commission Webpage (December 31, 2012)
<https://www.sec.gov/Archives/edgar/data/1163165/000119312513065426/d452384d10k.htm>.

28 ¹⁶⁷ Energy Transitions Towards Net Zero Emissions (NZE), Shell (2016),
https://drive.google.com/file/d/0B_L1nw8WLu0Bbi1QWnJRcHiZblE/view (as of June 2, 2017).

1 a particularly high-carbon source of oil.¹⁶⁸ The company ultimately abandoned its wind and solar
2 assets in 2011 and 2013, respectively, and even the “Beyond Petroleum” moniker in 2013.¹⁶⁹

3 159. After posting a \$10 billion quarterly profit, Exxon in 2005 stated that “We’re an oil
4 and gas company. In times past, when we tried to get into other businesses, we didn’t do it well.
5 We’d rather re-invest in what we know.”¹⁷⁰

6 160. Even if Defendants did not adopt technological or energy source alternatives that
7 would have reduced use of fossil fuel products, reduced global greenhouse gas pollution, and/or
8 mitigated the harms associated with the use and consumption of such products, Defendants could
9 have taken other practical, cost-effective steps to reduce the use of their fossil fuel products, reduce
10 global greenhouse gas pollution associated therewith, and mitigate the harms associated with the
11 use and consumption of such products. These alternatives could have included, among other
12 measures:

- 13 a. Accepting scientific evidence on the validity of anthropogenic climate
14 change and the damages it will cause people and communities, including
15 Plaintiffs, and the environment. Mere acceptance of that information would
16 have altered the debate from *whether* to combat climate change and sea
17 level rise to *how* to combat it; and avoided much of the public confusion
18 that has ensued over nearly 30 years, since at least 1988;
- 19 b. Forthrightly communicating with Defendants’ shareholders, banks,
20 insurers, the public, regulators and Plaintiffs about the global warming and
21 sea level rise hazards of Defendants’ fossil fuel products that were known
22 to Defendants, would have enabled those groups to make material, informed
23 decisions about whether and how to address climate change and sea level
24 rise vis-à-vis Defendants’ products;

25
26 ¹⁶⁸ Fred Pearce, Greenwash: BP and the Myth of a World ‘Beyond Petroleum.’ The Guardian, (November 20, 2008)
<https://www.theguardian.com/environment/2008/nov/20/fossilfuels-energy>.

27 ¹⁶⁹ Javier E. David, ‘Beyond Petroleum’ No More? BP Goes Back to Basics. CNBC (April 20, 2013)
<http://www.cnb.com/id/100647034>.

28 ¹⁷⁰ James R. Healy, Alternate Energy Not in Cards at ExxonMobil (October 28, 2005)
https://usatoday30.usatoday.com/money/industries/energy/2005-10-27-oil-invest-usat_x.htm.

1
2
3
4
5
6
7
8
9
10
11
12
13
14
15
16
17
18
19
20
21
22
23
24
25
26
27
28

- c. Refraining from affirmative efforts, whether directly, through coalitions, or through front groups, to distort public debate, and to cause many consumers and business and political leaders to think the relevant science was far less certain that it actually was;
- d. Sharing their internal scientific research with the public, and with other scientists and business leaders, so as to increase public understanding of the scientific underpinnings of climate change its relation to Defendants’ fossil fuel products;
- e. Supporting and encouraging policies to avoid dangerous climate change, and demonstrating corporate leadership in addressing the challenges of transitioning to a low-carbon economy;
- f. Prioritizing alternative sources of energy through sustained investment and research on renewable energy sources to replace dependence on Defendants’ inherently hazardous fossil fuel products;
- g. Adopting their shareholders’ concerns about Defendants’ need to protect their businesses from the inevitable consequences of profiting from their fossil fuel products. Over the period of 1990-2015, Defendants’ shareholders proposed hundreds of resolutions to change Defendants’ policies and business practices regarding climate change. These included increasing renewable energy investment, cutting emissions, and performing carbon risk assessments, among others.

161. Despite their knowledge of the foreseeable harms associated with the consumption of Defendants’ fossil fuel products, and despite the existence and fossil fuel industry knowledge of opportunities that would have reduced the foreseeable dangers associated with those products, Defendants wrongfully and falsely promoted, campaigned against regulation of, and concealed the hazards of use of their fossil fuel products.

1 **H. Defendants Caused Plaintiffs' Injuries**

2 162. Defendants individually and collectively extracted a substantial percentage of all
3 raw fossil fuels extracted globally since 1965.

4 163. CO₂ emissions that are attributable to fossil fuels that Defendants extracted from
5 the Earth and injected into the market are responsible for a substantial percentage of greenhouse
6 gas pollution since 1965.

7 164. Defendants' individual and collective conduct, including, but not limited to, their
8 extraction, refining, and/or formulation of fossil fuel products; their introduction of fossil fuel
9 products into the stream of commerce; their wrongful promotion of their fossil fuel products and
10 concealment of known hazards associated with use of those products; and their failure to pursue
11 less hazardous alternatives available to them; is a substantial factor in causing the increase in global
12 mean temperature and consequent increase in global mean sea surface height since 1965.

13 165. Defendants have actually and proximately caused the sea levels to rise, increased
14 the destructive impacts of storm surges, increased coastal erosion, exacerbated the onshore impact
15 of regular tidal ebb and flow, caused saltwater intrusion, and caused consequent social and
16 economic injuries associated with the aforementioned physical and environmental impacts, among
17 other impacts, resulting in inundation, destruction, and/or other interference with Plaintiffs'
18 property and citizenry.

19 166. Plaintiffs have already incurred, and will foreseeably continue to incur, injuries and
20 damages because of sea level rise caused by Defendants' conduct.

21 167. Marin County has experienced significant sea level rise over the last half century
22 attributable to Defendants' conduct, which caused a substantial portion of the 8 inches of sea level
23 rise the County has experienced in the last century.¹⁷¹

24 168. Marin County obtained a Draft Sea Level Rise Vulnerability Analysis for its Bay-
25 adjacent coast in April, 2017, with a final version accepted by the County on June 20, 2017. The
26

27 _____
28 ¹⁷¹ County of Marin, Marin Bay Waterfront Adaptation and Vulnerability Evaluation (BayWAVE), (June 20, 2017)
at xiv, <http://www.marincounty.org/main/baywave/vulnerability-assessment>.

1 County obtained a separate assessment for its Pacific Ocean-adjacent vulnerabilities in September
2 2015.¹⁷² These assessments are the County’s first analyses of the County’s overall vulnerability to
3 sea level rise and its impacts, including permanent inundation, temporary flooding, erosion, and
4 saltwater intrusion. The Assessments formally identify actual risks to the County with sea level
5 rise expected by the end of the 21st Century, and the consequences associated with taking no action
6 to prevent or mitigate the harms associated with those risks.

7 169. The San Francisco Bay Area, including Marin County, has experienced significant
8 sea level rise over the last half century attributable to Defendants’ conduct.¹⁷³ Marin County will
9 experience additional, significant, and dangerous sea level rise by 2100,¹⁷⁴ and the increases will
10 continue and accelerate. Additionally, Marin County will experience greater committed sea level
11 rise due to the “locked in” greenhouse gases already emitted.¹⁷⁵ The County will suffer greater
12 overall sea level rise than the global average.¹⁷⁶

13 170. In addition to weather and climate changes already observed, the County will suffer
14 extreme injuries in the future. For example, there is a 99% risk that the County experiences a
15 devastating three-foot flood before the year 2050, and a 47% chance that such a flood occurs before
16 2030.¹⁷⁷

17 171. Within the next 15 years, the County’s Bay-adjacent coast will endure multiple,
18 significant impacts from sea level rise. The San Rafael and Southern Marin shoreline communities
19 are most at risk from tidal and storm surge flooding. Regular tidal flooding will adversely impact
20
21

22 ¹⁷² County of Marin, Marin Ocean Coast Sea Level Rise Vulnerability Report (CSMART) (September 2015),
<http://www.marincounty.org/depts/cd/divisions/planning/csmart-sea-level-rise/csmart-publications-csmart-infospot>.

23 ¹⁷³ Griggs, et al. (CA Ocean Protection Council Science Advisory Team Working Group), Rising Seas in California:
An Update on Sea-Level Rise Science, California Ocean Science Trust (April 2017) p. 23, box 2, figure 2.

24 ¹⁷⁴ Gary Griggs et al., Rising Seas in California: An Update on Sea-Level Rise Science, California Ocean Science
Trust, p. 26, Table 1(b) (April 2017), <http://www.opc.ca.gov/webmaster/ftp/pdf/docs/rising-seas-in-california-an-update-on-sea-level-rise-science.pdf>.

25 ¹⁷⁵ Peter U. Clark et al., Consequences of Twenty-First-Century Policy for Multi-Millennial Climate and Sea-Level
Change, *Nature Climate Change* Vol. 6, 363-65 (2016)

26 ¹⁷⁶ Global sea level rise is projected to be 82.7 cm (32.6 inches) above 2000 levels by 2100. See National Research
Council, Sea-Level Rise for the Coasts of California, Oregon, and Washington: Past Present and Future (2012) at
27 page 107 at Table 5.2; page 117 at Table 5.3. The San Francisco Bay Area sea level rise is projected to be 91.9 cm
(36.2 inches) over 2000 by 2100. Id.

28 ¹⁷⁷ Climate Central, Surging Seas Riskfinder, http://riskfinder.climatecentral.org/county/marin-county.ca.us?comparisonType=postal-code&forecastType=NOAA2017_int_p50&level=3&unit=ft.

1 San Rafael east of US Highway 101, Bayfront Belvedere and Tiburon, Greenbrae, Waldo Point,
2 and Paradise Cay. Storm surge flooding could impact North Novato at Gness Field, Black Point
3 on the Petaluma River, lower Santa Venetia, Belvedere around the lagoon, Bayfront Corte Madera,
4 Bayfront Mill Valley, Marinship in Sausalito, Tamalpais Valley, and Almonte, in addition to the
5 communities vulnerable to tidal flooding. Eight miles of road will see tidal flooding within 15
6 years, including State Route 37 in Novato and US Highway 101 in Corte Madera and Larkspur.
7 Many of these flooded areas already experience seasonal and ‘king tide’ flooding. This will worsen
8 in severity and become more frequent with tidal flooding potentially reaching the Canal area of
9 San Rafael, spreading to I-580. Water travel infrastructure such as ferry facilities in Larkspur,
10 Tiburon, and Sausalito used by daily commuters would be compromised. Public and private
11 marinas are also at risk. Finally, Southern Marin marshlands will undergo significant ecological
12 changes with serious repercussions for plants, insects, fish, and animals.¹⁷⁸

13 172. Within the next 15 years, the County’s ocean coast will endure multiple, significant
14 impacts from sea level rise. Beaches, marshlands, rocky intertidal habitat, and other ecological
15 features in Stinson Beach, Bolinas, Tomales Bay, and Muir Beach are at risk of erosion, flooding
16 and saltwater intrusion.¹⁷⁹ Water, wastewater, and stormwater transmission infrastructure, as well
17 as onsite wastewater treatment systems and septic systems are at risk in Stinson Beach, Bolinas,
18 Tomales Bay, and Inverness.¹⁸⁰ Roads and bridges, including portions of Shoreline Highway,
19 Middle Road, and Valley Ford Lincoln School Road, will experience flooding, erosive forces,
20 and/or storm surges that could degrade or destroy sections thereof.¹⁸¹ Buildings in Muir Beach,
21 Bolinas and Dillon Beach are compromised by accelerated erosion.¹⁸²

22
23
24 ¹⁷⁸ County of Marin, Marin Bay Waterfront Adaptation and Vulnerability Evaluation (BayWAVE), (June 20, 2017)
at xix, <http://www.marincounty.org/main/baywave/vulnerability-assessment>.

25 ¹⁷⁹ County of Marin, Marin Ocean Coast Sea Level Rise Vulnerability Report (CSMART), (September 2015), p.7,
<http://www.marincounty.org/depts/cd/divisions/planning/csmart-sea-level-rise/csmart-publications-csmart-infospot>.

26 ¹⁸⁰ County of Marin, Marin Ocean Coast Sea Level Rise Vulnerability Report (CSMART), (September 2015) p. 7
<http://www.marincounty.org/depts/cd/divisions/planning/csmart-sea-level-rise/csmart-publications-csmart-infospot>.

27 ¹⁸¹ County of Marin, Marin Ocean Coast Sea Level Rise Vulnerability Report (CSMART), (September 2015) p. 7
<http://www.marincounty.org/depts/cd/divisions/planning/csmart-sea-level-rise/csmart-publications-csmart-infospot>.

28 ¹⁸² County of Marin, Marin Ocean Coast Sea Level Rise Vulnerability Report (CSMART), (September 2015) p. 7
<http://www.marincounty.org/depts/cd/divisions/planning/csmart-sea-level-rise/csmart-publications-csmart-infospot>.

1 173. At 5 feet of sea level rise along the County’s Bay-adjacent coast, regular tidal
2 flooding will impact over 16,000 acres,¹⁸³ expose over 8,000 parcels to flooding at the mean high
3 water level, and compromise 13,000 parcels that could flood during storm surges.¹⁸⁴ Areas
4 impacted by such flooding include Sausalito west of Bridgeway Boulevard, Marin City, Mill
5 Valley, northern San Rafael, Bayside Acres, Country Club, and Kentfield. Minor storms alone
6 could account for millions of dollars in property damages.¹⁸⁵ 100 miles of public and private roads
7 in the County will be vulnerable to tidal flooding, as well as critical public transportation
8 infrastructure such as park-and-rides, several hundred bus stops, transit centers, and SMART Rail
9 routes. Two sanitary wastewater treatment plants, and sanitary sewer and stormwater transmission
10 infrastructure will regularly flood. Marshlands in the northern and southern county will be
11 inundated and experience disruptive salinity increases, as would agricultural land near Bel Marin
12 Keys, Hamilton Field, and the Novato Sanitary District.¹⁸⁶

13 174. At approximate 6.7 feet of sea level rise along the County’s ocean-adjacent coast,
14 1,300 parcels, including 1,100 buildings, 70% of which are residential, will be exposed to higher
15 sea levels and more destructive storms.¹⁸⁷ Erosion would impair nearly 450 bluff top buildings in
16 Muir Beach, Stinson Beach, Bolinas, and Dillion Beach.¹⁸⁸ Portions of Shoreline Highway, Sir
17 Francis Drake Boulevard, Calle del Arroyo, Wharf Road, and Olema-Bolinas Road will be
18 exposed to higher average sea level and storm threats at several locations, comprising about 7% of
19 all roads in vulnerable coastal areas, a situation exacerbated by low road density and lack of
20

21
22
23 ¹⁸³ County of Marin, Marin Bay Waterfront Adaptation and Vulnerability Evaluation (BayWAVE), (June 20, 2017)
p. 27, <http://www.marincounty.org/main/baywave/vulnerability-assessment>.

24 ¹⁸⁴ County of Marin, Marin Bay Waterfront Adaptation and Vulnerability Evaluation (BayWAVE), (June 20, 2017)
p. 32, Table 12, <http://www.marincounty.org/main/baywave/vulnerability-assessment>.

25 ¹⁸⁵ County of Marin, Marin Bay Waterfront Adaptation and Vulnerability Evaluation (BayWAVE), (June 20, 2017)
at xxiv, <http://www.marincounty.org/main/baywave/vulnerability-assessment>.

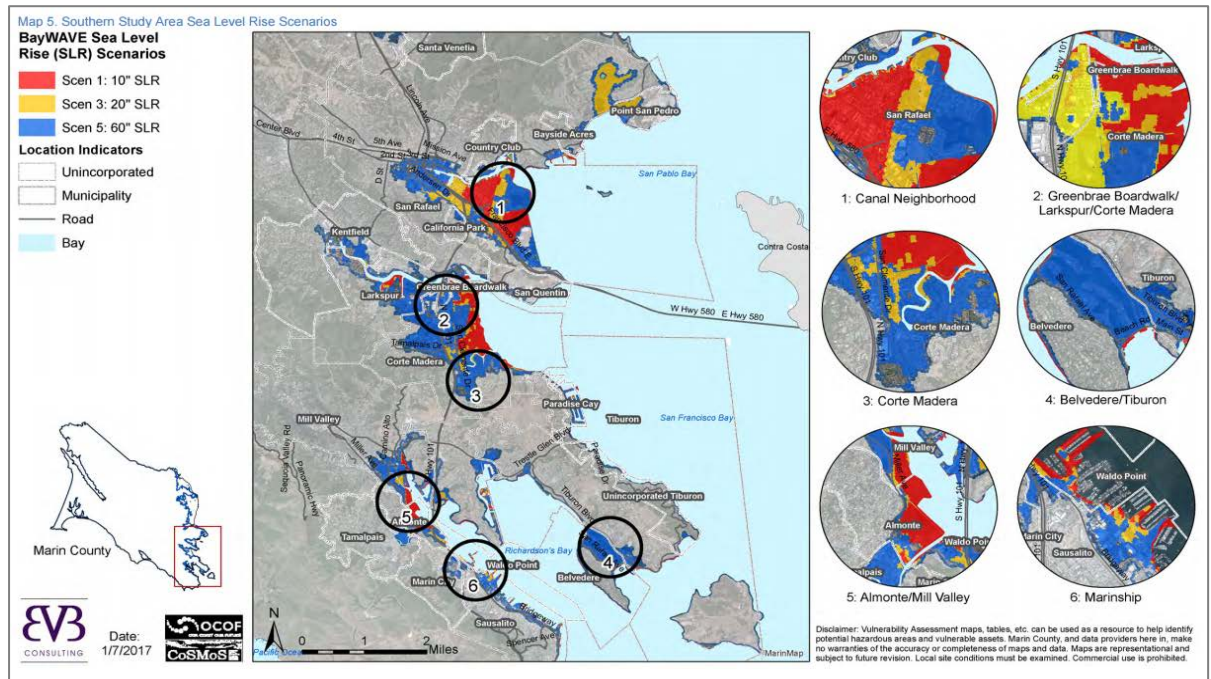
26 ¹⁸⁶ County of Marin, Marin Bay Waterfront Adaptation and Vulnerability Evaluation (BayWAVE), (June 20, 2017)
at xxvi, <http://www.marincounty.org/main/baywave/vulnerability-assessment>.

27 ¹⁸⁷ County of Marin, Marin Ocean Coast Sea Level Rise Vulnerability Report (CSMART), (September 2015), p. 7,
<http://www.marincounty.org/depts/cd/divisions/planning/csmart-sea-level-rise/csmart-publications-csmart-infospot>.

28 ¹⁸⁸ County of Marin, Marin Ocean Coast Sea Level Rise Vulnerability Report (CSMART), (September 2015) p. 7,
<http://www.marincounty.org/depts/cd/divisions/planning/csmart-sea-level-rise/csmart-publications-csmart-infospot>.

1 alternative routes.¹⁸⁹ Agricultural lands in the vicinity of Point Reyes Station, Muir Beach, and
 2 Bolinas will face saltwater intrusion and erosion.¹⁹⁰

3 175. The following figures describe the landward extent of future inundation and erosion
 4 on Marin County's Bay-adjacent coast due to sea level rise to different elevations. As the image
 5 shows, much of the County, including some of its most critical infrastructure and valuable Bay-
 6 front property, will be inundated at less than one foot of sea level rise.¹⁹¹

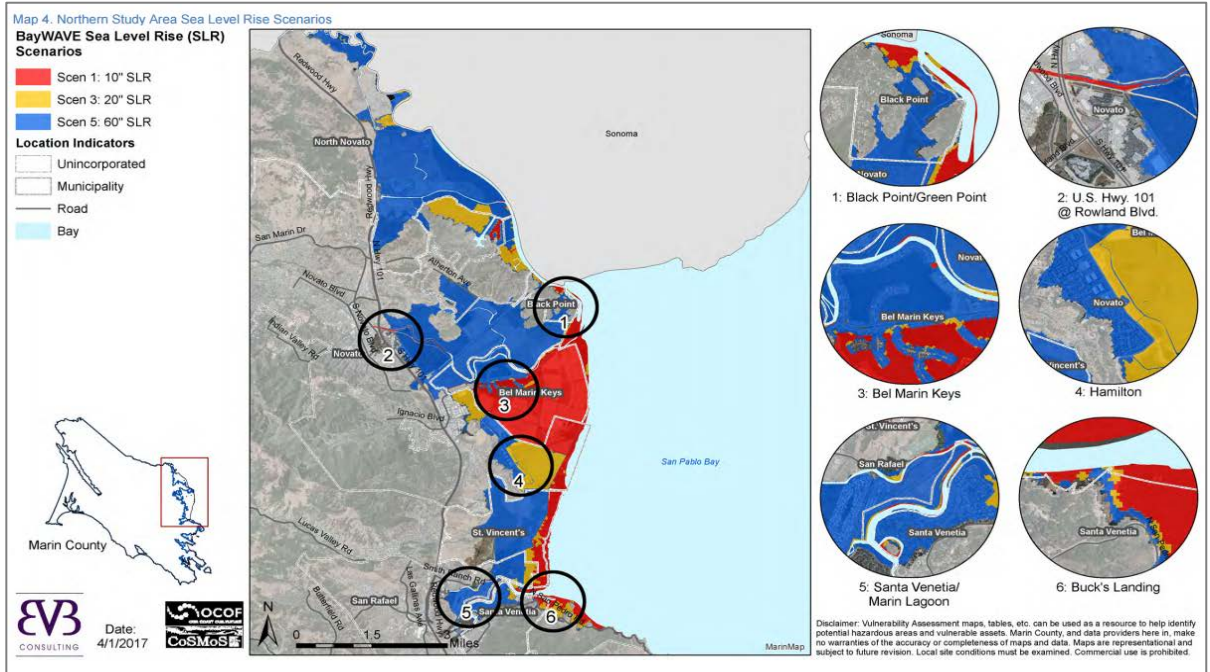


26 ¹⁸⁹ County of Marin, Marin Ocean Coast Sea Level Rise Vulnerability Report (CSMART), (September 2015), p. 8,
 27 <http://www.marincounty.org/depts/cd/divisions/planning/csmart-sea-level-rise/csmart-publications-csmart-infospot>.

28 ¹⁹⁰ County of Marin, Marin Ocean Coast Sea Level Rise Vulnerability Report (CSMART), (September 2015), p. 9,
<http://www.marincounty.org/depts/cd/divisions/planning/csmart-sea-level-rise/csmart-publications-csmart-infospot>.

¹⁹¹ County of Marin, Marin Bay Waterfront Adaptation and Vulnerability Evaluation (BayWAVE), (June 20, 2017),
 p. 11, Table 4; and p. 12, Table 5, <http://www.marincounty.org/main/baywave/vulnerability-assessment>.

1
2
3
4
5
6
7
8
9
10
11
12
13
14
15
16
17
18
19
20
21
22
23
24
25
26
27
28



176. As a direct and proximate result of the acts and omissions of the Defendants' alleged herein, Plaintiff has incurred significant and material expenses related to planning for and predicting future sea level rise injuries to its real property, improvements thereon, civil infrastructure, and citizens, so as to preemptively mitigate and/or prevent such injuries. This includes performing a Sea Level Vulnerability Assessment in 2017 at significant expense to the County, that describes potential injuries to the County, including, but not limited to, erosion of bay-adjacent public land, erosion and/or inundation of privately owned properties and displacement of residents within the County.

177. As a direct and proximate result of Defendants' acts and omissions alleged herein, Plaintiffs have incurred sea level rise-related injuries and damages. These include infrastructural repair and reinforcement of roads and beach access.

178. As a direct and proximate result of Defendants' acts and omissions alleged herein, Plaintiffs' real property has been inundated by sea water, causing injury and damages thereto and to improvements thereon, and preventing free passage on, use of, and normal enjoyment of that real property, or permanently destroying it.

1 179. Defendants' conduct as described herein is therefore an actual, substantial, and
2 proximate cause of Plaintiffs' sea level rise-related injuries.

3 **VI. CAUSES OF ACTION**

4 **FIRST CAUSE OF ACTION**

5 **(Public Nuisance on Behalf of the People of the State of California)**

6 **(Against All Defendants)**

7 180. The People incorporate by reference each and every allegation contained above, as
8 though set forth herein in full.

9 181. Defendants, and each of them, by their affirmative acts and omissions, have created,
10 contributed to, and assisted in creating, a condition in Marin County, and permitted that condition
11 to persist, which constitutes a nuisance by, *inter alia*, increasing local sea level, increasing the
12 frequency and intensity of flooding, and increasing the intensity and frequency of storms and
13 storm-related damage to the County and its residents.

14 182. Defendants specifically created, contributed to, and/or assisted, and/or were a
15 substantial contributing factor in the creation of the public nuisance, by, *inter alia*:

- 16 a. extracting raw fossil fuel products, including crude oil, coal, and natural gas
17 from the Earth, and placing those fossil fuel products into the stream of
18 commerce;
- 19 b. affirmatively and knowingly promoting the sale and use of fossil fuel
20 products which Defendants knew to be hazardous and knew would lead to
21 global warming, sea level rise, more frequent and more intense flooding,
22 and more frequent and more intense storm surges;
- 23 c. affirmatively and knowingly concealing the hazards that Defendants knew
24 would result from the normal use of their fossil fuel products by
25 misrepresenting and casting doubt on the integrity of scientific information
26 related to climate change;
- 27 d. disseminating and funding the dissemination of information intended to
28 mislead customers, consumers, elected officials and regulators regarding

1 known and foreseeable risk of climate change and its consequences, which
2 follow from the normal, intended use and foreseeable misuse of
3 Defendants' fossil fuel products;

- 4 e. affirmatively and knowingly campaigning against the regulation of their
5 fossil fuel products, despite knowing the hazards associated with the normal
6 use of those products, in order to continue profiting from use of those
7 products by externalizing those known costs onto people, the environment,
8 and communities, including the People; and failing to warn the public about
9 the hazards associated with the use of fossil fuel products.

10 183. The condition created by Defendants substantially and negatively affects the
11 interests of the public at large. In particular, higher sea level, increased storm frequency and
12 intensity, and increased flooding: (1) are harmful and dangerous to human health; (2) are indecent
13 and offensive to the senses of the ordinary person; (3) obstruct and threaten to obstruct the free use
14 of the People's property so as to interfere with the comfortable enjoyment of life and property; and
15 (4) obstruct and threaten to obstruct the free passage and use of navigable lakes, rivers, bays,
16 streams, canals, basins, public parks, squares, streets, and/or highways within Marin County.

17 184. The People of the State of California have a common right to be free from the
18 increased severity of these hazards due to climate change and sea level rise.

19 185. The seriousness of rising sea levels and increased weather volatility and flooding
20 is extremely grave, and outweighs the social utility of Defendants' conduct because, *inter alia*,

- 21 a. interference with the public's rights as described above is expected to
22 become so regular and severe that it will cause permanent inundation;
23 b. the ultimate nature of the harm is the destruction of real and personal
24 property, rather than mere annoyance;
25 c. the interference borne is the loss of property and infrastructure within Marin
26 County, which will actually be borne by Plaintiff's citizens as loss of use of
27 public property and infrastructure and diversion of tax dollars away from
28 other public services to sea level rise;

1
2
3
4
5
6
7
8
9
10
11
12
13
14
15
16
17
18
19
20
21
22
23
24
25
26
27
28

- d. Plaintiff’s coastal property, which serves myriad uses including industrial, residential, infrastructural, commercial and ecological, is not suitable for regular inundation;
- e. the social benefit of placing fossil fuels into the stream of commerce is outweighed by the availability of other sources of energy that could have been placed into the stream of commerce that would not have caused sea level rise; Defendants, and each of them, knew of the external costs of placing their fossil fuel products into the stream of commerce, and rather than striving to mitigate those externalities, Defendants instead acted affirmatively to obscure them from public consciousness;
- f. the cost to society of each ton of greenhouse gases emitted into the atmosphere increases as total global emissions increase, so that unchecked extraction and consumption of fossil fuel products is more harmful and costly than moderated extraction and consumption; and
- g. it was practical for Defendants, and each of them, in light of their extensive knowledge of the hazards of placing fossil fuel products into the stream of commerce and extensive scientific engineering expertise, to develop better technologies and to pursue and adopt known, practical, and available technologies, energy sources, and business practices that would have mitigated their greenhouse gas pollution and eased the transition to a lower carbon economy.

186. This public nuisance affects and/or interferes with an entire community's and/or a considerable number of persons in the State of California right to health, safety, peace, comfort, and convenience.

187. Defendants’ wrongful conduct was oppressive, malicious, and fraudulent, in that their conduct was willful, intentional, and in conscious disregard for the rights of others. Defendants’ conduct was so vile, base, and contemptible that it would be looked down upon and despised by reasonable people, justifying an award of punitive and exemplary damages in an

1 amount subject to proof at trial, and justifying equitable disgorgement of all profits Defendants
2 obtained through their unlawful and outrageous conduct.

3 188. As a direct and proximate result of Defendants' conduct, as set forth above, the
4 common rights enjoyed by the People of the State of California and by the general public in the
5 County of Marin have been unreasonably interfered with because Defendants knew or should have
6 known that their conduct would create a continuing problem with long-lasting significant negative
7 effects on the rights of the public.

8 189. Defendants' actions are a direct and legal cause of the public nuisance.

9 190. The People of the State of California, acting through the County of Marin, have a
10 clearly ascertainable right to have the public nuisance created by Defendants abated.

11 191. Defendants' acts and omissions as alleged herein are indivisible causes of Plaintiff
12 the People of the State of California's injuries and damage as alleged herein.

13 192. Wherefore, the People of the State of California pray for relief as set forth below.

14 **SECOND CAUSE OF ACTION**

15 **(Public Nuisance on Behalf of Marin County)**

16 **(Against All Defendants)**

17 193. Plaintiff Marin County incorporates by reference each and every allegation
18 contained above, as though set forth herein in full.

19 194. Defendants, and each of them, by their acts and omission, have created a condition
20 and permitted that condition to persist, which constitutes a nuisance by increasing sea level,
21 increasing the frequency and intensity of flooding, and increasing the intensity and frequency of
22 storms, all of which have resulted in, and will continue to result in, injury to Plaintiff.

23 195. The condition created by Defendants substantially and negatively affects the
24 interests of the public at large. In particular, higher sea level, increased storm frequency and
25 intensity, and increased flooding: (1) are harmful and dangerous to human health; (2) are indecent
26 and offensive to the senses of the ordinary person; (3) obstruct and threaten to obstruct the free use
27 of the People's property so as to interfere with the comfortable enjoyment of life and property; and
28

1 (4) obstruct and threaten to obstruct the free passage and use of navigable lakes, rivers, bays,
2 streams, canals, basins, public parks, squares, streets, and/or highways within Marin County.

3 196. Plaintiff Marin County includes coastal communities with substantial numbers of
4 residents and citizens living on and near the coast, and substantial numbers of businesses and
5 amenities on or near the coast; the condition created by Defendants therefore affects substantial
6 numbers of people in Plaintiff's communities at the same time.

7 197. The seriousness of rising sea levels and increased weather volatility and flooding
8 is extremely grave, and outweighs the social utility of Defendants' conduct. The seriousness of the
9 harm to Plaintiff Marin County outweighs the benefit of Defendants' and each of their conduct,
10 because

- 11 a. the interference with Plaintiff's property is expected to become so regular
12 and severe as to be a permanent inundation;
- 13 b. the nature of the harm is the destruction of Plaintiff's property, rather than
14 mere annoyance;
- 15 c. the interference borne by Plaintiff is the loss of its property and
16 infrastructure, which will actually be borne by Plaintiff's citizens as loss of
17 use of public property and infrastructure and diversion of tax dollars away
18 from other public services to sea level rise;
- 19 d. Plaintiff's coastal public and private property, which serves myriad uses
20 including industrial, residential, infrastructural, commercial and ecological,
21 is not suitable for regular inundation;
- 22 e. the burden on Plaintiff to mitigate and prevent the interference with its
23 property is significant and severe, as costs associated with addressing sea
24 level rise caused by Defendants are projected to be in the billions of dollars
25 over the next several decades;
- 26 f. the social benefit of the purpose of placing fossil fuels into the stream of
27 commerce, if any, is outweighed by the availability of other sources of
28 energy that could have been placed into the stream of commerce that would

1 not have caused sea level rise; Defendants, and each of them, knew of the
2 external costs of placing their fossil fuel products into the stream of
3 commerce, and rather than striving to mitigate those externalities, instead
4 acted affirmatively to obscure them from public consciousness;

5 g. the social cost of each ton of CO₂ emitted into the atmosphere increases as
6 total global emissions increase, so that unchecked extraction and
7 consumption of fossil fuel products is more harmful and costly than
8 moderated extraction and consumption; and

9 h. it was practical for Defendants, and each of them, in light of their extensive
10 knowledge of the hazards of placing fossil fuel products into the stream of
11 commerce and extensive scientific engineering expertise, to develop better
12 technologies and to pursue and adopt known, practical, and available
13 technologies, energy sources, and business practices that would have
14 mitigated their greenhouse gas pollution and eased the transition to a lower
15 carbon economy.

16 198. In addition to the harms suffered by the public at large, Plaintiff has suffered special
17 injuries different in kind. Among other harms,

18 a. Plaintiff has been forced to spend or set aside significant funds to assess,
19 plan for, and enact infrastructure changes needed to mitigate rising sea
20 levels on Plaintiff's publicly owned beaches and other public coastal
21 property;

22 b. Plaintiff has had to plan for and provide additional emergency and other
23 public services in response to more frequent and more intense flooding and
24 storm surges on both properties owned by Plaintiff, and properties owned,
25 leased, and utilized by residents, citizens, and visitors to Plaintiff's
26 communities.

27 199. Defendants' wrongful conduct was oppressive, malicious, and fraudulent, in that
28 their conduct was willful, intentional, and in conscious disregard for the rights of others.

1 Defendants' conduct was so vile, base, and contemptible that it would be looked down upon and
2 despised by reasonable people, justifying an award of punitive and exemplary damages in an
3 amount subject to proof at trial, and justifying equitable disgorgement of all profits Defendants
4 obtained through their unlawful and outrageous conduct.

5 200. As a direct and proximate result of Defendants' conduct, as set forth above, the
6 County of Marin has been unreasonably interfered with because Defendants knew or should have
7 known that their conduct would create a continuing problem with long-lasting significant negative
8 effects on the rights of the public.

9 201. Defendants' actions are a direct and legal cause of the public nuisance.

10 202. Defendants' acts and omissions as alleged herein are indivisible causes of Plaintiff
11 Marin County's injuries and damage as alleged herein.

12 203. Wherefore, Plaintiff prays for relief as set forth below.

13 **THIRD CAUSE OF ACTION**

14 **(Strict Liability—Failure to Warn on behalf of Marin County)**

15 **(Against All Defendants)**

16 204. Plaintiff Marin County incorporates by reference each and every allegation
17 contained above, as though set forth herein in full.

18 205. Defendants, and each of them, extracted raw fossil fuel products, including crude
19 oil, coal, and natural gas from the Earth, and placed those fossil fuel products into the stream of
20 commerce.

21 206. Defendants, and each of them, extracted, refined, formulated, designed, packaged,
22 distributed, tested, constructed, fabricated, analyzed, recommended, merchandised, advertised,
23 promoted and/or sold fossil fuel products, which were intended by Defendants, and each of them,
24 to be burned for energy, refined into petrochemicals, and refined and/or incorporated into
25 petrochemical products including fuels and plastics.

26 207. Defendants, and each of them, heavily marketed, promoted, and advertised fossil
27 fuel products and their derivatives, which were sold or used by their respective affiliates and
28 subsidiaries. Defendants received direct financial benefit from their affiliates' and subsidiaries'

1 sales of fossil fuel products. Defendants' role as promoter and marketer was integral to their
2 respective businesses and a necessary factor in bringing fossil fuel products and their derivatives
3 to the consumer market, such that Defendants had control over, and a substantial ability to
4 influence, the manufacturing and distribution processes of their affiliates and subsidiaries.

5 208. Throughout the times at issue, Defendants individually and collectively knew or
6 should have known, in light of the scientific knowledge generally accepted at the time, that fossil
7 fuel products, whether used as intended or misused in a foreseeable manner, release greenhouse
8 gases into the atmosphere that inevitably cause *inter alia* global warming, sea level rise, increased
9 intensity and frequency of nuisance flooding, and increased intensity and frequency of storm
10 surges.

11 209. Throughout the times at issue and continuing today, fossil fuel products presented
12 and still present a substantial risk of injury to Plaintiffs through the climate effects described above,
13 whether used as intended or misused in a reasonably foreseeable manner.

14 210. Throughout the times at issue, the ordinary consumer would not recognize that the
15 use or foreseeable misuse of fossil fuel products causes global and localized changes in climate,
16 including those effects described herein.

17 211. Throughout the times at issue, Defendants individually and in concert widely
18 disseminated marketing materials, refuted the generally accepted scientific knowledge at the time,
19 and advanced pseudo-scientific theories of their own, and developed public relations campaigns
20 and materials that prevented reasonable consumers from recognizing the risk that fossil fuel
21 products would cause grave climate changes, including those described herein.

22 212. Defendants, and each of them, failed to adequately warn customers, consumers,
23 elected officials and regulators of known and foreseeable risk of climate change and the
24 consequences that inevitably follow from the normal, intended use and foreseeable misuse of
25 Defendants' fossil fuel products.

26 213. Defendants' wrongful conduct was oppressive, malicious, and fraudulent, in that
27 their conduct was willful, intentional, and in conscious disregard for the rights of others.
28 Defendants' conduct was so vile, base, and contemptible that it would be looked down upon and

1 despised by reasonable people, justifying an award of punitive and exemplary damages in an
2 amount subject to proof at trial, and justifying equitable disgorgement of all profits Defendants
3 obtained through their unlawful and outrageous conduct.

4 214. As a direct and proximate result of the defects previously described, fossil fuel
5 products caused Plaintiff Marin County to sustain the injuries and damages set forth in this
6 Complaint, including damage to publicly owned infrastructure and real property, and the creation
7 and maintenance of a nuisance that interferes with the rights of the County, its residents, and of
8 the People.

9 215. Defendants' acts and omissions as alleged herein are indivisible causes of Plaintiff
10 Marin County's injuries and damage as alleged herein.

11 216. Wherefore, Plaintiff prays for relief as set forth below.

12 **FOURTH CAUSE OF ACTION**

13 **(Strict Liability—Design Defect on behalf of Marin County)**

14 **(Against All Defendants)**

15 217. Plaintiff Marin County incorporates by reference each and every allegation
16 contained above, as though set forth herein in full.

17 218. Defendants, and each of them, extracted raw fossil fuel products, including crude
18 oil, coal, and natural gas from the Earth and placed those fossil fuel products into the stream of
19 commerce.

20 219. Defendants, and each of them, extracted, refined, formulated, designed, packaged,
21 distributed, tested, constructed, fabricated, analyzed, recommended, merchandised, advertised,
22 promoted and/or sold fossil fuel products, which were intended by Defendants, and each of them,
23 to be burned for energy, refined into petrochemicals, and refined and/or incorporated into
24 petrochemical products including but not limited to fuels and plastics.

25 220. Defendants, and each of them, heavily marketed, promoted, and advertised fossil
26 fuel products and their derivatives, which were sold or used by their respective affiliates and
27 subsidiaries. Defendants' received direct financial benefit from their affiliates' and subsidiaries'
28 sales of fossil fuel products. Defendants role as promoter and marketer was integral to their

1 respective businesses and a necessary factor in bringing fossil fuel products and their derivatives
2 to the consumer market, such that Defendants had control over, and a substantial ability to
3 influence, the manufacturing and distribution processes of their affiliates and subsidiaries.

4 221. Throughout the time at issue, fossil fuel products have not performed as safely as
5 an ordinary consumer would expect them to because greenhouse gas emissions from their use
6 cause numerous global and local changes to Earth's climate. In particular, ordinary consumers did
7 not expect that:

- 8 a. fossil fuel products are the primary cause of global warming since the dawn
9 of the industrial revolution, and by far the primary cause of global warming
10 acceleration in the 20th and 21st centuries;
- 11 b. fossil fuel products are the primary cause of accelerating sea level rise since
12 the beginning of the 20th century;
- 13 c. unmitigated use of fossil fuel products causes increased frequency and
14 intensity of nuisance flooding in coastal communities;
- 15 d. fossil fuel products cause increased frequency and intensity of storm surges
16 in coastal communities;
- 17 e. by increasing sea level rise, nuisance flooding, and storm surges, fossil fuel
18 products cause damage to publicly and privately owned coastal
19 infrastructure and buildings, including homes;
- 20 f. the social cost of each ton of CO₂ emitted into the atmosphere increases as
21 total global emissions increase, so that unchecked extraction and
22 consumption of fossil fuel products is more harmful and costly than
23 moderated extraction and consumption; and
- 24 g. for these reasons and others, the unmitigated use of fossil fuel products
25 present significant threats to the environment and human health and
26 welfare, especially in coastal communities.

27 222. Throughout the times at issue, Defendants individually and in concert widely
28 disseminated marketing materials, refuted the generally accepted scientific knowledge at the time,

1 advanced pseudo-scientific theories of their own, and developed public relations materials, among
2 other public messaging efforts, that prevented reasonable consumers from forming an expectation
3 that fossil fuel products would cause grave climate changes, including those described herein.

4 223. Additionally, and in the alternative, Defendants' fossil fuel products are defective
5 because the risks they pose to consumers and to the public, including and especially to Plaintiff,
6 outweigh their benefits.

7 a. the gravity of the potential harms caused by fossil fuel products is extreme;
8 global warming and its attendant consequences are guaranteed to occur
9 following the use or foreseeable misuse of fossil fuel products because fossil
10 fuel products inherently release greenhouse gases into the atmosphere; and
11 global warming would continue to occur for decades even if all greenhouse
12 gas emissions ceased.

13 b. the social benefit of the purpose of placing fossil fuels into the stream of
14 commerce is overshadowed by the availability of other sources of energy
15 that could have been placed into the stream of commerce that would not
16 have caused sea level rise and accordingly Plaintiffs' injuries; Defendants,
17 and each of them, knew of the external costs of placing their fossil fuel
18 products into the stream of commerce, and rather than striving to mitigate
19 those externalities, instead acted affirmatively to obscure them from public
20 consciousness.

21 c. Defendants' campaign of disinformation regarding global warming and the
22 climatic effects of fossil fuel products prevented customers, consumers,
23 regulators, and the general public from taking steps to mitigate the
24 inevitable consequences of fossil fuel consumption, and incorporating those
25 consequences into either short-term decisions or long-term planning.

26 d. the cost to society of each ton of CO₂ emitted into the atmosphere increases
27 as total global emissions increase so that unchecked extraction and
28

1
2
3
4
5
6
7
8
9
10
11
12
13
14
15
16
17
18
19
20
21
22
23
24
25
26
27
28

consumption of fossil fuel products is more harmful and costly than moderated extraction and consumption.

e. it was practical for Defendants, and each of them, in light of their extensive knowledge of the hazards of placing fossil fuel products into the stream of commerce, to pursue and adopt known, practical, and available technologies, energy sources, and business practices that would have mitigated their greenhouse gas pollution and eased the transition to a lower carbon economy, reduced global CO₂ emissions, and mitigated the harms associated with the use and consumption of such products.

224. Defendants' individual and aggregate fossil fuel products were used in a manner for which they were intended to be used, or misused in a manner foreseeable to Defendants and each of them, by individual and corporate consumers, the result of which was the addition of CO₂ emissions to the global atmosphere with attendant global and local consequences.

225. As a direct and proximate result of the defects in fossil fuel products described herein, Plaintiff sustained the injuries and damages set forth in this Complaint, including damage to publicly and privately owned infrastructure and real property.

226. Defendants' wrongful conduct was oppressive, malicious, and fraudulent, in that their conduct was willful, intentional, and in conscious disregard for the rights of others. Defendants' conduct was so vile, base, and contemptible that it would be looked down upon and despised by reasonable people, justifying an award of punitive and exemplary damages in an amount subject to proof at trial, and justifying equitable disgorgement of all profits Defendants obtained through their unlawful and outrageous conduct.

227. Defendants' acts and omissions as alleged herein are indivisible causes of Plaintiff Marin County's injuries and damage as alleged herein.

228. Wherefore, Plaintiff prays for relief as set forth below.

1 **FIFTH CAUSE OF ACTION**

2 **(Private Nuisance on behalf of Marin County)**

3 **(Against All Defendants)**

4 229. Plaintiff Marin County incorporates by reference each and every allegation
5 contained above, as though set forth herein in full.

6 230. Plaintiff owns and manages extensive property within Marin County borders that
7 has been injured and will be injured by rising sea levels.

8 231. Defendants, and each of them, by their acts and omission, have created a condition
9 on Plaintiff's property, and permitted that condition to persist, which constitutes a nuisance by
10 increasing sea level, increasing the frequency and intensity of flooding, and increasing the intensity
11 and frequency of storms.

12 232. The condition created by Defendants substantially and negatively affects Plaintiff's
13 interest in its own coastal real property. In particular, higher sea level, increased storm frequency
14 and intensity, and increased flooding are:

- 15 a. harmful and dangerous to human health;
- 16 b. indecent and offensive to the senses of the ordinary person;
- 17 c. threatening to obstruct the free use of Plaintiff's property and property
18 owned by Plaintiff's residents and citizens, so as to interfere with the
19 comfortable enjoyment of life and property; and
- 20 d. threatening to obstruct the free passage and use of navigable lakes, rivers,
21 bays, streams, canals, basins, public parks, squares, streets, and/or highways
22 within Plaintiff's respective communities.

23 233. The condition described above created by Defendants' conduct substantially
24 interferes with Plaintiff's use and quiet enjoyment of its coastal properties.

25 234. Plaintiff has not consented to Defendants' conduct in creating the condition that has
26 led to sea level rise and its associated harms.

27 235. The ordinary person, and the ordinary city or county in Plaintiff's position, would
28 be reasonably annoyed and disturbed by Defendants' conduct and the condition created thereby,

1 because, *inter alia*, it infringes on Plaintiff's ability to provide public space to residents and
2 visitors, and has forced Plaintiff to plan for and provide additional emergency and other public
3 services in response to more frequent and more intense flooding and storm surges on properties
4 owned by Plaintiff.

5 236. The seriousness of rising sea levels and increased weather volatility and flooding
6 is extremely grave, and outweighs the social utility of defendants' conduct. The seriousness of the
7 harm to Plaintiff outweighs the benefit of Defendants' and each of their conduct, because:

- 8 a. the interference with Plaintiff's property is expected to become so regular
9 and severe as to be a permanent inundation;
- 10 b. the nature of the harm is the destruction of Plaintiff's public and private real
11 and personal property, rather than mere annoyance;
- 12 c. the interference borne by Plaintiff is the loss of its private and public
13 property and infrastructure, which will actually be borne by Plaintiff's
14 citizens as loss of use of public property and infrastructure and diversion of
15 tax dollars away from other public services to sea level rise;
- 16 d. Plaintiff's coastal public and private property, which serves myriad uses
17 including industrial, residential, infrastructural, commercial and ecological,
18 is not suitable for regular inundation;
- 19 e. the burden on Plaintiff to mitigate and prevent the interference with its
20 property is significant and severe, as costs associated with addressing sea
21 level rise caused by Defendants are projected to be in the billions of dollars
22 over the next several decades;
- 23 f. the social benefit of the purpose of placing fossil fuels into the stream of
24 commerce is overshadowed by the availability of other sources of energy
25 that could have been placed into the stream of commerce that would not
26 have caused sea level rise; Defendants, and each of them, knew of the
27 external costs of placing their fossil fuel products into the stream of
28 commerce, and rather than striving to mitigate those externalities,

1
2
3
4
5
6
7
8
9
10
11
12
13
14
15
16
17
18
19
20
21
22
23
24
25
26
27
28

Defendants acted affirmatively to obscure those costs from public consciousness;

g. the social cost each ton of CO₂ emitted into the atmosphere increases as total global emissions increase, so that unchecked extraction and consumption of fossil fuel products is more harmful and costly than moderated extraction and consumption;

h. Defendants’ campaign of disinformation regarding global warming and the climatic effects of fossil fuel products prevented customers, consumers, regulators, and the general public from staking steps to mitigate the inevitable consequences of fossil fuel consumption, and incorporating those consequences into either short-term decisions or long-term planning; and

i. it was practical for Defendants, and each of them, in light of their extensive knowledge of the hazards of placing fossil fuel products into the stream of commerce, to pursue and adopt known, practical, and available technologies, energy sources, and business practices that would have mitigated their greenhouse gas pollution and eased the transition to a lower carbon economy, reduced global CO₂ emissions, and mitigated the harms associated with the use and consumption of such products.

237. Defendants’ conduct was a direct and proximate cause of Plaintiff’s injuries, and a substantial factor in the harms suffered by Plaintiff as described in this Complaint.

238. Defendants’ acts and omissions as alleged herein are indivisible causes of Plaintiff Marin County’s injuries and damage as alleged herein.

239. Wherefore, Plaintiff prays for relief as set forth below.

SIXTH CAUSE OF ACTION

(Negligence on Behalf of Marin County)

(Against All Defendants)

240. Plaintiff Marin County incorporates by reference each and every allegation contained above, as though set forth herein in full.

1 241. Defendants knew or should have known of the climate effects inherently caused by
2 the normal use and operation of their fossil fuel products, including the likelihood and likely
3 severity of global and local sea level rise and its consequences, and including Plaintiff's injuries
4 and damages described herein.

5 242. Defendants, collectively and individually, had a duty to use due care in developing,
6 designing, testing, inspecting and distributing their fossil fuel products. That duty obligated
7 Defendants collectively and individually to, *inter alia*, prevent defective products from entering
8 the stream of commerce, and prevent reasonably foreseeable harm that could have resulted from
9 the ordinary use or reasonably foreseeable misuse of Defendants' products.

10 243. Defendants, and each of them, breached their duty of due care by, *inter alia*:

- 11 a. allowing fossil fuel products to enter the stream of commerce, despite
12 knowing them to be defective due to their inevitable propensity to cause sea
13 level rise and its consequences;
- 14 b. failing to act on the information and warnings they received from their own
15 internal research staff, as well as from the international scientific
16 community, that the unabated extraction, promotion and sale of their fossil
17 fuel products would result in material dangers to the public, including Marin
18 County;
- 19 c. failing to take actions including but not limited to pursuing and adopting
20 known, practical, and available technologies, energy sources, and business
21 practices that would have mitigated their greenhouse gas pollution and
22 eased the transition to a lower carbon economy; shifting to non-fossil fuel
23 products, and researching and/or offering technologies to mitigate CO₂
24 emissions in conjunction with sale and distribution of their fossil fuel
25 products; and pursuing other available alternatives that would have
26 prevented or mitigated the injuries to Plaintiff caused by sea level rise that
27 Defendants, and each of them, knew or should have foreseen would
28 inevitably result from use of Defendants' fossil fuel products;

1 d. engaging in a campaign of disinformation regarding global warming and
2 the climatic effects of fossil fuel products that prevented customers,
3 consumers, regulators, and the general public from staking steps to mitigate
4 the inevitable consequences of fossil fuel consumption, and incorporating
5 those consequences into either short-term decisions or long-term planning.

6 244. Defendants individual and collective acts and omissions were actual, substantial
7 causes of sea level rise and its consequences, including Plaintiff's injuries and damages set forth
8 herein, as sea levels would not have risen to the levels that caused Plaintiff's injuries but for
9 Defendants introduction of their fossil fuel products into the stream of commerce.

10 245. Defendants individual and collective acts and omissions were proximate causes of
11 sea level rise and its consequences, including Plaintiff's injuries and damages set forth herein. No
12 other act, omission, or natural phenomenon intervened in the chain of causation between
13 Defendants' conduct and Plaintiff's injuries and damages, or superseded Defendants' breach of
14 their duties' substantiality in causing Plaintiff's injuries and damages.

15 246. As a direct and proximate result of Defendants' and each of their acts and
16 omissions, Plaintiff sustained injuries and damages as set forth herein.

17 247. Defendants' acts and omissions as alleged herein are indivisible causes of Plaintiff
18 Marin County's injuries and damage as alleged herein.

19 248. Defendants' wrongful conduct was oppressive, malicious, and fraudulent, in that
20 their conduct was willful, intentional, and in conscious disregard for the rights of others.
21 Defendants' conduct was so vile, base, and contemptible that it would be looked down upon and
22 despised by reasonable people, justifying an award of punitive and exemplary damages in an
23 amount subject to proof at trial, and justifying equitable disgorgement of all profits Defendants
24 obtained through their unlawful and outrageous conduct.

25 249. Wherefore, Plaintiff prays for relief as set forth below.
26
27
28

1 **SEVENTH CAUSE OF ACTION**

2 **(Negligence - Failure to Warn on Behalf of Marin County)**

3 **(Against All Defendants)**

4 250. Plaintiff Marin County incorporates by reference each and every allegation
5 contained above, as though set forth herein in full.

6 251. Defendants knew or should have known, based on information passed to them from
7 their internal research divisions and affiliates and/or from the international scientific community,
8 of the climate effects inherently caused by the normal use and operation of their fossil fuel
9 products, including the likelihood and likely severity of global warming, global and local sea level
10 rise, and their associated consequences, including Plaintiff's injuries and damages described
11 herein.

12 252. Defendants knew or should have known, based on information passed to them from
13 their internal research divisions and affiliates and/or from the international scientific community,
14 that the climate effects described above rendered their fossil fuel products dangerous, or likely to
15 be dangerous, when used as intended or misused in a reasonably foreseeable manner.

16 253. Throughout the times at issue, Defendants failed to adequately warn any consumers
17 or any other party of the climate effects that inevitably flow from the use or foreseeable misuse of
18 their fossil fuel products.

19 254. Throughout the times at issue, Defendants individually and in concert widely
20 disseminated marketing materials, refuted the generally accepted scientific knowledge at the time,
21 advanced pseudo-scientific theories of their own, and developed public relations materials that
22 prevented reasonable consumers from recognizing the risk that fossil fuel products would cause
23 grave climate changes, undermining and rendering ineffective any warnings that Defendants may
24 have also disseminated.

25 255. Given the grave dangers presented by the climate effects that inevitably flow from
26 the normal use or foreseeable misuse of fossil fuel products, a reasonable extractor, manufacturer,
27 formulator, seller, or other participant responsible for introducing fossil fuel products into the
28 stream of commerce, would have warned of those known, inevitable climate effects.

1 256. Defendants’ conduct was a direct and proximate cause of Plaintiff’s injuries and a
2 substantial factor in the harms suffered by Plaintiff as described in this Complaint.

3 257. Defendants’ acts and omissions as alleged herein are indivisible causes of Plaintiff
4 Marin County’s injuries and damage as alleged herein.

5 258. Defendants’ wrongful conduct was oppressive, malicious, and fraudulent, in that
6 their conduct was willful, intentional, and in conscious disregard for the rights of others.
7 Defendants’ conduct was so vile, base, and contemptible that it would be looked down upon and
8 despised by reasonable people, justifying an award of punitive and exemplary damages in an
9 amount subject to proof at trial, and justifying equitable disgorgement of all profits Defendants
10 obtained through their unlawful and outrageous conduct.

11 259. Wherefore, Plaintiff prays for relief as set forth below.

12 **EIGHTH CAUSE OF ACTION**

13 **(Trespass on Behalf of Marin County)**

14 **(Against All Defendants)**

15 260. Plaintiff Marin County incorporates by reference each and every allegation
16 contained above, as though set forth herein in full.

17 261. Plaintiff Marin County owns, leases, occupies, and/or controls real property within
18 Plaintiff’s county boundaries and within communities located within the County.

19 262. Defendants, and each of them, have intentionally, recklessly, or negligently caused
20 ocean waters to enter Plaintiff Marin County’s property, by extracting, refining, formulating,
21 designing, packaging, distributing, testing, constructing, fabricating, analyzing, recommending,
22 merchandising, advertising, promoting, marketing, and/or selling fossil fuel products, knowing
23 those products in their normal operation and use or foreseeable misuse would cause global and
24 local sea levels to rise, cause flooding to become more frequent and more intense, and cause storm
25 surges to become more frequent and more intense.

26 263. Plaintiff Marin County did not give permission for Defendants, or any of them, to
27 cause ocean water to enter its property.

28

1 264. Plaintiff Marin County has been and continues to be actually injured and continues
2 to suffer damages as a result of Defendants and each of their having caused ocean water to enter
3 their real property, by *inter alia* permanently submerging real property owned by Plaintiff, causing
4 flooding which have invaded and threatens to invade real property owned by Plaintiff and rendered
5 it unusable, and causing storm surges and heightened waves which have invaded and threatened
6 to invade real Property owned by Plaintiff and rendered it unusable.

7 265. Defendants' and each Defendant's introduction of their fossil fuel products into the
8 stream of commerce was a substantial factor in causing the injuries and damages to Plaintiff's
9 public and private real property.

10 266. Defendants' acts and omissions as alleged herein are indivisible causes of Plaintiff
11 Marin County's injuries and damage as alleged herein.

12 267. Defendants' wrongful conduct was oppressive, malicious, and fraudulent, in that
13 their conduct was willful, intentional, and in conscious disregard for the rights of others.
14 Defendants' conduct was so vile, base, and contemptible that it would be looked down upon and
15 despised by reasonable people, justifying an award of punitive and exemplary damages in an
16 amount subject to proof at trial, and justifying equitable disgorgement of all profits Defendants
17 obtained through their unlawful and outrageous conduct.

18 268. Wherefore, Plaintiff prays for relief as set forth below.

19 \\\

20
21
22
23
24
25
26
27
28

1
2
3
4
5
6
7
8
9
10
11
12
13
14
15
16
17
18
19
20
21
22
23
24
25
26
27
28

VII. PRAYER FOR RELIEF

- 1. Compensatory damages in an amount according to proof;
- 2. Equitable relief to abate the nuisances complained of herein;
- 3. Reasonable attorneys' fees pursuant to California Code of Civil Procedure 1021.5 or otherwise;
- 4. Punitive damages;
- 5. Disgorgement of profits;
- 6. Costs of suit; and
- 7. For such and other relief as the court may deem proper

Dated: July 17, 2017

**OFFICE OF THE COUNTY COUNSEL
COUNTY OF MARIN**

By: 

BRIAN E. WASHINGTON, County Counsel
BRIAN C. CASE, Deputy County Counsel

SHER EDLING LLP

VICTOR M. SHER
MATTHEW K. EDLING
TIMOTHY R. SLOANE
MARTIN D. QUIÑONES

*Attorneys for The County of Marin, individually
and on behalf of the People of the State of
California*


1
2
3
4
5
6
7
8
9
10
11
12
13
14
15
16
17
18
19
20
21
22
23
24
25
26
27
28

VIII. JURY DEMAND

Plaintiff Marin County demands a jury trial on all issues so triable.

Dated: July 17, 2017

**OFFICE OF THE COUNTY COUNSEL
COUNTY OF MARIN**

By: 
BRIAN E. WASHINGTON, County Counsel
BRIAN C. CASE, Deputy County Counsel

SHER EDLING LLP

VICTOR M. SHER
MATTHEW K. EDLING
TIMOTHY R. SLOANE
MARTIN D. QUIÑONES

*Attorneys for The County of Marin, individually
and on behalf of the People of the State of
California*

EXHIBIT A

Truth or CO₂ consequences

MAJOR FOSSIL FUEL COMPANIES have known the truth for nearly 50 years: their oil, gas, and coal products create greenhouse gas pollution that warms the planet and changes our climate. They've known for decades that the consequences could be catastrophic and that only a narrow window of time existed to take action before the damage might not be reversible. They have nevertheless engaged in a coordinated, multi-front effort to conceal and contradict their own knowledge of these threats, discredit the growing body of publicly available scientific evidence, and persistently create doubt in the minds of customers, consumers, regulators, the media, journalists, teachers, and the general public about the reality and consequences of climate change.

This timeline highlights information, alleged in the Complaints filed by San Mateo County, Marin County, and Imperial Beach, that comes from key industry documents and other sources. It illustrates what the industry knew, when they knew it, and what they didn't do to prevent the impacts that are now imposing real costs on people and communities around the country. While the early warnings from the industry's own scientists and experts often acknowledged the uncertainties in their projections, those uncertainties were typically about the timing and magnitude of the climate change impacts – not about whether those impacts would occur or whether the industry's oil, gas, and coal were the primary cause. On those latter points, as these documents show, they were quite certain.

| DATE | DOCUMENT | TEXT |
|----------------|--|---|
| NOV. 5, 1965 | "RESTORING THE QUALITY OF OUR ENVIRONMENT," REPORT OF THE ENVIRONMENTAL POLLUTION PANEL, PRESIDENT'S SCIENCE ADVISORY COMMITTEE | President Lyndon Johnson's Science Advisory Committee finds that " <i>[P]ollutants have altered on a global scale the carbon dioxide content of the air</i> " and " <i>[M]an is unwittingly conducting a vast geophysical experiment</i> " by burning fossil fuels that are injecting CO ₂ into the atmosphere. The committee concludes that by the year 2000, we could see " <i>measurable and perhaps marked changes in climate, and will almost certainly cause significant changes in the temperature and other properties of the stratosphere.</i> " |
| FEB. 1968 | "SOURCES, ABUNDANCE, AND FATE OF GASEOUS ATMOSPHERIC POLLUTANTS," REPORT PREPARED BY STANFORD RESEARCH INSTITUTE SCIENTISTS ELMER ROBINSON AND R.C. ROBBINS FOR THE AMERICAN PETROLEUM INSTITUTE (API) | The American Petroleum Institute commissions a report finding that: <ul style="list-style-type: none"> • "<i>[A]lthough there are other possible sources for the additional CO₂ now being observed in the atmosphere, none seems to fit the presently observed situation as well as the fossil fuel emanation theory.</i>" • "<i>Significant temperature changes are almost certain to occur by the year 2000, and these could bring about climatic changes.</i>" • "<i>There seems to be no doubt that the potential damage to our environment could be severe.</i>" • "<i>What is lacking, however, is an application of these CO₂ data to air pollution technology and work toward systems in which CO₂ emissions would be brought under control.</i>" |
| JUNE 6, 1978 | PRESENTATION SHARED WITH EXXON MANAGEMENT COMMITTEE FROM EXXON RESEARCH AND ENGINEERING SCIENCE ADVISOR, JAMES BLACK | Exxon Science Advisor James Black tells the company's Management Committee that " <i>[T]here is general scientific agreement that the most likely manner in which mankind is influencing the global climate is through carbon dioxide release from the burning of fossil fuels</i> " and that " <i>[M]an has a time window of five to ten years before the need for hard decisions regarding changes in energy strategy might become critical.</i> " |
| SEPT. 17, 1978 | CONGRESS PASSES NATIONAL CLIMATE POLICY ACT | Congress passes the National Climate Policy Act to help " <i>the Nation and the world to understand and respond to natural and man-induced climate processes and their implications.</i> " |

Truth or CO₂sequences

| DATE | DOCUMENT | TEXT |
|---------------|---|---|
| DEC. 7, 1978 | <u>CO2 RESEARCH PROPOSAL FROM EXXON RESEARCH AND ENGINEERING'S ENVIRONMENTAL AREA MANAGER, HENRY SHAW</u> | <p>Exxon scientist Henry Shaw proposes that the company initiate a comprehensive research program "to assess the possible impact of the greenhouse effect on Exxon business." He argues that the company needs "a credible scientific team that can critically evaluate the information generated on the subject and be able to carry bad news, if any, to the corporation."</p> |
| OCT. 16, 1979 | <u>"CONTROLLING THE CO2 CONCENTRATION IN THE ATMOSPHERE," STUDY BY EXXON EMPLOYEE STEVE KNISELY</u> | <p>An Exxon internal study finds that:</p> <ul style="list-style-type: none"> • "The present trend of fossil fuel consumption will cause dramatic environmental effects before the year 2050." • "[R]ecognizing the uncertainty, there is a possibility that an atmospheric CO2 buildup will cause adverse environmental effects in enough areas of the world to consider limiting the future use of fossil fuels as major energy sources." • "The <i>potential</i> problem is great and urgent." |
| FEB. 29, 1980 | <u>MEETING MINUTES FROM THE AMERICAN PETROLEUM INSTITUTE'S (API'S) CO2 AND CLIMATE TASK FORCE: PRESENTATION BY DR. J. LAURMAN</u> | <p>Dr. J. Laurman tells API's Climate Task Force that "there is a scientific consensus on the potential for large future climatic response to increased CO2 levels" and that "remedial actions will take a long time to become effective."</p> |
| AUG. 6, 1980 | <u>"REVIEW OF ENVIRONMENTAL PROTECTION ACTIVITIES FOR 1978-1979," IMPERIAL OIL REPORT</u> | <p>An internal "Review of Environmental Protection Activities for 1978-1979" by Imperial Oil, which was distributed widely to Exxon/Esso Corporate Managers, finds that "[T]echnology exists to remove CO2 from stack gases but removal of only 50% of the CO2 would double the cost of power generation."</p> |
| AUG. 18, 1981 | <u>MEMO FROM ROGER COHEN, DIRECTOR OF EXXON'S THEORETICAL AND MATHEMATICAL SCIENCE LABORATORY, TO SCIENTIST WERNER GLASS</u> | <p>Exxon Strategic Planning Manager Roger Cohen comments on an internal assessment of CO2 emissions and the greenhouse effect that is prepared at the request of Senior VP and Director Morey O'Loughlin:</p> <ul style="list-style-type: none"> • "[I]t is very likely that we will unambiguously recognize the threat by the year 2000 because of advances in climate modeling and the beginning of real experimental confirmation of the CO2 effect." • "Whereas I can agree with the statement that our best guess is that observable effects in the year 2030 will be 'well short of catastrophic', it is distinctly possible that the [Planning Division's] scenario will later produce effects that will indeed be catastrophic (at least for a substantial fraction of the earth's population)." |
| APRIL 1, 1982 | <u>"CO2 'GREENHOUSE' EFFECT," INTERNALLY DISTRIBUTED SUMMARY BY EXXON MANAGER M.B. GLASER OF A TECHNICAL REVIEW PREPARED BY EXXON RESEARCH AND ENGINEERING COMPANY'S COORDINATION AND PLANNING DIVISION</u> | <p>An internal Exxon "CO2 'Greenhouse Effect' Summary" finds that "[T]here is concern among some scientific groups that once the effects are measurable, they might not be reversible and little could be done to correct the situation in the short term" and that "[M]itigation of the 'greenhouse effect' could require major reductions in fossil fuel combustion."</p> |

Truth or CO₂ consequences

| DATE | DOCUMENT | TEXT |
|---------------|--|--|
| SEPT. 2, 1982 | MEMO FROM ROGER COHEN, DIRECTOR OF EXXON'S THEORETICAL AND MATHEMATICAL SCIENCE LABORATORY, TO EXXON MANAGEMENT INCLUDING PRESIDENT OF EXXON CORPORATION'S RESEARCH AND ENGINEERING, E. E. DAVID JR. | <p>The Director of Exxon's Theoretical and Mathematical Sciences Laboratory, Roger Cohen, summarizes the findings of their research in climate modeling:</p> <ul style="list-style-type: none"> • "[O]ver the past several years a clear scientific consensus has emerged regarding the expected climatic effects of increased atmospheric CO₂." • "It is generally believed that the first unambiguous CO₂-induced temperature increase will not be observable until around the year 2000." • "[T]he results of our research are in accord with the scientific consensus on the effect of increased atmospheric CO₂ on climate." |
| OCT. 1982 | "INVENTING THE FUTURE: ENERGY AND THE CO₂ 'GREENHOUSE' EFFECT," E. E. DAVID JR. REMARKS AT THE FOURTH ANNUAL EWING SYMPOSIUM, TENAFLY, NJ | <p>In a speech, E. E. David Jr., President of Exxon Research and Engineering Company, states: "It is ironic that the biggest uncertainties about the CO₂ buildup are not in predicting what the climate will do, but in predicting what people will do. . . [It] appears we still have time to generate the wealth and knowledge we will need to invent the transition to a stable energy system."</p> |
| SUMMER 1988 | PUBLIC AWARENESS OF THE GREENHOUSE EFFECT AND EFFORTS TO COMBAT IT RAMP UP | <p>The summer of 1988 sees a flurry of activity around climate change policy:</p> <ul style="list-style-type: none"> • Dr. James Hansen, Director of NASA's Goddard Institute for Space Studies, tells Congress that the Institute's greenhouse effect research shows "the global warming is now large enough that we can ascribe with a high degree of confidence a cause and effect relationship with the greenhouse effect." • At least four bipartisan bills are introduced in Congress, three championed by Republicans, to regulate greenhouse gas emissions. |
| AUG. 3, 1988 | "THE GREENHOUSE EFFECT," DRAFT WRITTEN BY JOSEPH M. CARLSON, AN EXXON PUBLIC AFFAIRS MANAGER | <p>Despite declaring the Greenhouse Effect "one of the most significant environmental issues for the 1990s," Carlson writes that Exxon's position should be to "emphasize the uncertainty in scientific conclusions regarding the potential enhanced Greenhouse Effect."</p> |
| AUG. 31, 1988 | VICE PRESIDENT GEORGE H.W. BUSH CAMPAIGN SPEECH IN MICHIGAN | <p>Vice President George H.W. Bush, in a speech while running for President, says "[T]hose who think we are powerless to do anything about the greenhouse effect forget about the 'White House effect'; as President, I intend to do something about it."</p> |
| DEC. 6, 1988 | THE INTERGOVERNMENTAL PANEL ON CLIMATE CHANGE (IPCC) IS FORMED | <p>The IPCC is formed in December 1988 by the World Meteorological Organization (WMO) and the United Nations Environment Programme (UNEP) to provide policymakers with regular assessments of the scientific basis of climate change, its impacts and future risks, and options for adaptation and mitigation.</p> |
| DEC. 20, 1989 | "GREENHOUSE EFFECT: SHELL ANTICIPATES A SEA CHANGE," ARTICLE IN THE NEW YORK TIMES | <p>A New York Times article reports: "In what is considered the first major project that takes account of the changes the greenhouse effect is expected to bring, [Shell] engineers are designing a huge platform that anticipates rising water in the North Sea by raising the platform from the standard 30 meters - the height now thought necessary to stay above the waves that come in a once-a-century storm - to 31 or 32 meters."</p> |

Truth or CO₂sequences

| DATE | DOCUMENT | TEXT |
|---------------|---|---|
| 1991 | <u>"CLIMATE OF CONCERN," DOCUMENTARY PRODUCED AND DISTRIBUTED BY SHELL</u> | Shell releases a 30-minute educational video warning of climate change's negative consequences ranging from sea level rise and wetland destruction to "greenhouse refugees." It concludes: "Global warming is not yet certain, but many think that the wait for final proof would be irresponsible. Action now is seen as the only safe insurance." |
| MAY 1991 | <u>INFORMATION COUNCIL FOR THE ENVIRONMENT (ICE) PR CAMPAIGN</u> | The Information Council for the Environment (ICE), formed by the coal industry, launches a national climate change science denial campaign with data collection, full-page newspaper ads, radio commercials, a PR tour, and mailers. |
| DEC. 1995 | <u>"PREDICTING FUTURE CLIMATE CHANGE: A PRIMER," GLOBAL CLIMATE COALITION'S (GCC) INTERNAL PRIMER DRAFT, PREPARED BY GCC'S SCIENCE TECHNICAL ADVISORY COMMITTEE V. THEIR PUBLICLY DISTRIBUTED BACKGROUNDER, "SCIENCE AND GLOBAL CLIMATE CHANGE: WHAT DO WE KNOW? WHAT ARE THE UNCERTAINTIES?"</u> | The Global Climate Coalition (GCC), a fossil fuel industry group, drafts an internal primer analyzing "contrarian theories" and concluding that they do not "offer convincing arguments against the conventional model of greenhouse gas emission-induced climate change." However, a publicly distributed version excluded this section while focusing on scientific disagreement and uncertainty by citing some of those same contrarian scientists. |
| FALL 1996 | <u>"GLOBAL WARMING: WHO'S RIGHT? FACTS ABOUT A DEBATE THAT'S TURNED UP MORE QUESTIONS THAN ANSWERS," PUBLICATION FROM EXXON CORPORATION</u> | An eight-page Exxon publication questions the negative impact the greenhouse effect might have and plays up the uncertainty. The introductory statement by Lee Raymond, Exxon's chairman and CEO, claims that "[S]cientific evidence remains inconclusive as to whether human activities affect global climate." |
| APRIL 3, 1998 | <u>"GLOBAL SCIENCE COMMUNICATIONS ACTION PLAN," DRAFT BY THE AMERICAN PETROLEUM INSTITUTE (API)</u> | The American Petroleum Institute develops a multi-million dollar communications and outreach plan to ensure that "climate change becomes a non-issue." It maintains that "[V]ictory will be achieved when...uncertainties in climate science [become] part of the 'conventional wisdom.'" |
| DEC. 11, 2000 | <u>LETTER FROM LLOYD KEIGWIN, SENIOR SCIENTIST AT THE WOODS HOLE OCEANOGRAPHIC INSTITUTION, TO PETER ALTMAN, NATIONAL CAMPAIGN COORDINATOR FOR EXXONMOBIL</u> | A senior scientist at Woods Hole Oceanographic Institution, Lloyd Keigwin, sends a letter to Exxon's Peter Altman, summarizing their email and phone conversations regarding Exxon's misleading use of Keigwin's study results. "The sad thing is that a company with the resources of ExxonMobil is exploiting the data for political purposes when they could actually get much better press by supporting research into the role of the ocean in climate change." |
| JUNE 20, 2001 | <u>"YOUR MEETING WITH MEMBERS OF THE GLOBAL CLIMATE COALITION," US DEPARTMENT OF STATE MEMO AND TALKING POINTS</u> | Talking points for State Department Undersecretary Paula Dobriansky's meeting with the Global Climate Coalition at API's headquarters: "POTUS rejected Kyoto, in part, based on input from you." |

Truth or CO₂sequences

| DATE | DOCUMENT | TEXT |
|----------------|---|--|
| SEPT. 26, 2002 | LETTER FROM MICHAEL MACCRACKEN, RETIRING SENIOR SCIENTIST FROM THE OFFICE OF THE US GLOBAL CHANGE RESEARCH PROGRAM, TO EXXON CEO LEE RAYMOND: "RE: WITH REGARD TO THE EXXONMOBIL FACSIMILE ON FEBRUARY 6, 2001 FROM DR. AG RANDOL TO MR. JOHN HOWARD OF THE COUNCIL ON ENVIRONMENTAL QUALITY" | <p>Michael MacCracken, the former director of the National Assessment Coordination Office of the US Global Change Research Program, writes to Exxon CEO Lee Raymond in response to ExxonMobil's criticism of a US climate change assessment: <i>"In my earlier experience, arguing for study of adaptation had been a position of industry, but now when this was attempted, ExxonMobil argued this was premature. Roughly, this is equivalent to turning your back on the future and putting your head in the sand—with this position, it is no wonder ExxonMobil is the target of environmental and shareholder critics...Certainly, there are uncertainties, but decisions are made under uncertainty all the time--that is what executives are well paid to do. In this case, ExxonMobil is on the wrong side of the international scientific community, the wrong side of the findings of all the world's leading academies of science, and the wrong side of virtually all of the world's countries as expressed, without dissent, in the IPCC reports...To call ExxonMobil's position out of the mainstream is thus a gross understatement. There can be all kinds of perspectives about what one might or might not do to start to limit the extent of the change, but to be in opposition to the key scientific findings is rather appalling for such an established and scientific organization."</i></p> |
| OCT. 21, 2002 | MARKUPS BY PHILIP COONEY, CHIEF OF STAFF FOR THE WHITE HOUSE COUNCIL ON ENVIRONMENTAL QUALITY, ON A DRAFT STRATEGIC PLAN FOR THE CLIMATE CHANGE SCIENCE PROGRAM | <p>Philip Cooney, Chief of Staff for the White House Council of Environmental Quality and a former lawyer and lobbyist for the American Petroleum Institute with no scientific credentials, edits a Draft Strategic Plan for the US Climate Change Science Program to introduce uncertainty about global warming and its impacts. In 2005, Cooney resigns after being accused of doctoring scientific reports and is hired by Exxon. A Union of Concerned Scientists report published samples of Cooney's edits (p.56).</p> |
| JUNE 11, 2009 | "THE PROPORTIONALITY OF GLOBAL WARMING TO CUMULATIVE CARBON EMISSIONS," PUBLICATION BY DAMON MATTHEWS PUBLISHED IN NATURE | <p>Damon Matthews publishes seminal research in the peer-reviewed Nature journal showing a linear relationship between greenhouse gas emissions and increasing global temperatures.</p> |
| AUG. 12, 2009 | EMAIL FROM API CEO JACK GERARD TO API'S MEMBERSHIP REGARDING A SERIES OF "ENERGY CITIZEN" RALLIES IN 20 STATES DURING THE END OF THE CONGRESSIONAL RECESS | <p>The American Petroleum Institute's CEO, Jack Gerard, emails API's membership promising "up front resources" and encouraging turnout for "Energy Citizen" rallies in about 20 states. Gerard says they are "collaborating closely with the allied oil and natural gas associations" in order to "aim a loud message at those states' U.S. Senators to avoid the mistakes embodied in the House climate bill."</p> |
| NOV. 22, 2013 | "TRACING ANTHROPOGENIC CARBON DIOXIDE AND METHANE EMISSIONS TO FOSSIL FUEL AND CEMENT PRODUCERS, 1854-2010," PUBLICATION BY RICK HEEDE PUBLISHED IN CLIMATIC CHANGE | <p>Rick Heede, co-founder and director of the Climate Accountability Institute, authors a peer-reviewed study revealing that 90 producers of oil, natural gas, coal, and cement – the "carbon majors" – are responsible for 63 percent of cumulative industrial CO₂ and methane emissions worldwide between 1751 and 2010. Just 28 companies are responsible for 25 percent of all emissions since 1965.</p> |

Truth or CO₂sequences

| DATE | DOCUMENT | TEXT |
|---------------|---|--|
| NOV. 11, 2014 | <u>"WSPA PRIORITY ISSUES," PRESENTATION BY WESTERN STATES PETROLEUM ASSOCIATION PRESIDENT CATHERINE REHEIS-BOYD</u> | The Western States Petroleum Association, a top lobbying and trade association for the oil industry, describes in a presentation the <i>"campaigns and coalitions [it has] activated that have contributed to WSPA's advocacy goals and continue to respond to aggressive anti-oil initiatives in the West,"</i> including investment <i>"in several coalitions that are best suited to drive consumer and grassroots messages to regulators and policymakers."</i> |
| SEPT. 2016 | <u>"2016 CITY OF IMPERIAL BEACH SEA LEVEL RISE ASSESSMENT"</u> | The City of Imperial Beach, California, releases a report that assesses the city's vulnerability to sea level rise and identifies adaptation strategies, along with estimated costs, to address those impacts. |
| APRIL 2017 | STATE OF <u>CALIFORNIA, MARIN COUNTY, AND SAN MATEO COUNTY</u> SEA LEVEL RISE ASSESSMENT REPORTS | The State of California, along with San Mateo and Marin Counties, release separate reports that assess the impacts of sea level rise on their communities, detailing the substantial monetary losses, infrastructure and property damage, and decrease in quality of life residents will face. |
| JUNE 26, 2017 | <u>"THE INCREASING RATE OF GLOBAL MEAN SEA-LEVEL RISE DURING 1993-2014," CHEN, ET.AL., PUBLISHED IN NATURE CLIMATE CHANGE</u> | A new peer-reviewed study confirms that the rate of sea level rise is accelerating and concludes that, for coastal communities, it <i>"highlights the importance and urgency of mitigating climate change and formulating coastal adaptation plans to mitigate the impacts of ongoing sea level rise."</i> |